

DYSON



Dyson Products was incorporated in 1946 and is regarded as a major distributor to the National Electrical Wholesaler and offers next day delivery on a range of materials with quality and service being the main priority.

Where applicable, products within the Dyson range are manufactured and purchased with the quality assurance standards which are widely recognised within the wholesale trade.





INDEX

Adaptors	A				
		Steel	5		
		Plastic	16		
Adhesive			16		
Bending Springs (For PVC)	B		16		
Bending Machines			37		
Bends		Inspection (Malleable)	5		
		Inspection (Plastic)	16		
		Normal (Steel)	4		
		Solid (Plastic)	16		
Boxes		Adaptable	12/13		
		Circular (Malleable)	7		
		Circular Extension (Malleable)	7		
		Conduit Boxes (Plastic)	16		
		-CHOC- Connection Boxes	23		
		Fastafix' Dry Lining Boxes	13		
		Looping Boxes (Plastic)	16		
		Looping Boxes (Steel)	4		
		Switch & Socket Boxes (Steel)	13		
		Extension Boxes (Steel)	13		
Brass Bushes		Female	8		
		Male (Short Pattern)	8		
		Male (Long Pattern)	8		
Bulkhead Fittings			23		
Cable Channeling (Steel)	C		13		
Cable Cleats			14		
Cable Clips			14-15		
Cable Protector			21		
Cable Tie Bases (Self Adhesive)			11		
Cable Ties			11		
Catenary Wire + Accessories		Catenary Wire	33		
		Catenary Wire Kit	33		
		Eye Bolts	33		
		Grips (D Clamps)	33		
		Hide Suspenders	33		
		Hook On Plate	33		
		Strainers	33		
		Thimbles (Eyelets)	33		
Conduit Tube			7		
Conecut Drills			30		
Connector Blocks			22		
Connectors		Mechanical (Brass)	22		
		Porcelain	23		
		Strip Connectors (Nylon)	11		
		Strip Connectors (Polyethylene)	11		
Copper Clips		Bare	10		
		LSF Coated	10		
		PVC Coated	10		
Copper Tube Terminals			19		
Copper Earthing Strip -Pierced			17		
Couplers		Earthing (Steel)	4		
		Flanged (Malleable)	6		
		Flanged (Steel)	5		
		Plastic	16		
		Solid Steel	4		
Covers		Ball & Socket Covers (Malleable)	6		
		Circular Box Lids (Plastic)	16		
		Circular Box Lids (Steel)	3		
		Dome Covers (Malleable)	6		
		Dome Covers (Steel)	6		
Crampets			4		
Crimp Terminals & Connectors			19		
Cutting Compound			30		
Earth Blocks (Brass)	E		8		
Earth Clamps		Adjustable Earth Clamps	18		
		Earth Clamp Labels	18		
		Radiator Clamp Kit	18		
Earth Rods (Copperbond)			18		
Earth Tags (Brass)			8		
Earth Terminals (Brass)			8		
Earth Testing Links			22		
Elbows		Inspection (Malleable)	5		
		Inspection (Plastic)	16		
		Solid	5		
Extention Rings (Steel)			5		
Extention Studs			24		
Fixing Band	F		18		
Flexiform (Grommet Strip)			31		
Fuse Wire		Carded	11		
		Reels	11		
Fuses			27-29		
Galvafruid Paint	G		30		
Gaskets		Rubber	3		
		For Adaptable Boxes	13		
Gel Seal			22		
Gland Kits		A2	9		
		BW - 2 Part	9		
		CW - 4 Part	9		
		CXT (For SY Cable)	9		
		E1W	9		
Glands		Armoured Cable Glands -Die Cast	9		
		Brass Nickel Plated - IP68	18		
		Brass - TRS	8		
		Mineral Glands MICC	10		
		Plastic - IP68 Skin Tops	17		
		Plastic - TRS	17		
Grommets		PVC	31		
		Super	31		
Hacksaws & Blades	H		34		
Holesaws			25-26		
Hook Plates - Steel			4		
Hooks - Male			6		
Jack Chain	J		4		
Joint Kits		Straight	22		
		Y' Branch	22		
Labels	L		20		
Lock Nuts		Brass	8		
		Brass Nickel Plated	18		
		Hex. Light Pattern	3		
		Hex. Heavy Pattern	3		
		Plastic	17		
Lockrings		Brass	8		
		Milled Edge (Steel)	3		
		Plastic	16		
Multicuts	M		30		
Monkey Puzzles			34		
Nails	N	Capping Nails	15		
Nipples		Bonding	9		
		Steel	5		
		Steel - 300mm long	5		
Nuts		2BA (Brass)	24		
		M4 (Brass)	24		
		Spring Nuts	13		
Photo Electric Cells	P		23		
Plasterboard Fixings		Stopping Plugs Hex. Head	4		
		Stopping Plugs (Plastic)	18		
		Slotted (Brass)	8		
		Wall Plugs	15		
Pots & Seals		RPS	10		
		RPSL	10		
Pyro Tools			10		
Reamers	R	Pipe Reamers	30		
		Taper Reamers	30		
Reducers		Brass Nickel Plated	4		
		Hex. Head (Steel)	4		
		Plastic	18		
Resin Pack			22		
Rethreaders			30		
Roofing Bolts & Nuts	S		24		
Saddles		Distance	3		
		Half	3		
		Hospital	3		
		Plain	3		
		Spacer Bar	3		
		Spacer Bar (Plastic)	16		
		KWIK-CLIP	16		
Screws		2BA Roundhead (Brass)	24		
		Pan Head (Brass)	24		
		Raised Countersunk (Nickel Plated)	24		
		Raised Countersunk (Brass)	24		
		Woodscrews (Superduo)	24		
Sealing Compound			9		
Shrouds		Black	9		
		Micc	9		
Sleeving		Heat Shrinkable Sleeving Packs	31		
		PVC	31		
Solder			11		
Spanners - Bushking			34		
Starter Switches (Fluorescent)			23		
Screwing Tools		Dies	30		
		Guides	30		
		Stocks	30		
		Complete Sets	30		
Switches		Adjustable Pneumatic Time Delay	35		
		Multi Range Timers	35		
		Time Lag	35		
Tap Wrenches	T		30		
Tape		Barrier Tape	32		
		Caution Cable Below	32		
		Draw-in	34		
		PVC Insulation Tape	32		
		Self-Amalgamating	32		
Taps		C.S.C.T.	30		
		Hand Taps	30		
		Wrenches	30		
Tees		Inspection (Malleable)	5		
		Inspection (Plastic)	16		
Testers		Mains Neon Tester	34		
		Mains Socket Tester 13A	23		
		Voltage Testers	36		
Thermostats			23		
Washers	W	2BA + M4 (Brass)	24		
		Fibre	6		
		Lead	6		
		Serrated	6		
DISTRIBUTED RANGE					
Gewiss				38-45	
Irwin/Hilmor				37	
Lawson				27-29	
PowerBreaker				46	
Starrett				25-26	
Tower				14-15	
Weidmuller				36	



SPACER BAR SADDLES



ITEM CODE:	DESCRIPTION:	
SB20B	M20 SPACER BAR SADDLES	BLACK
SB20G	M20 SPACER BAR SADDLES	GALV.
SB25B	M25 SPACER BAR SADDLES	BLACK
SB25G	M25 SPACER BAR SADDLES	GALV.
SB32B	M32 SPACER BAR SADDLES	BLACK
SB32G	M32 SPACER BAR SADDLES	GALV.
SB108B	1.1/2" SPACER BAR SADDLES	BLACK
SB108G	1.1/2" SPACER BAR SADDLES	GALV.
SB200B	2" SPACER BAR SADDLES	BLACK
SB200G	2" SPACER BAR SADDLES	GALV.

DISTANCE SADDLES (Malleable Base)



ITEM CODE:	DESCRIPTION:	
DS20B	M20 DISTANCE SADDLES	BLACK
DS20G	M20 DISTANCE SADDLES	GALV.
DS25B	M25 DISTANCE SADDLES	BLACK
DS25G	M25 DISTANCE SADDLES	GALV.
DS32B	M32 DISTANCE SADDLES	BLACK
DS32G	M32 DISTANCE SADDLES	GALV.
DS108B	1.1/2" DISTANCE SADDLES	BLACK
DS108G	1.1/2" DISTANCE SADDLES	GALV.
DS200B	2" DISTANCE SADDLES	BLACK
DS200G	2" DISTANCE SADDLES	GALV.

HOSPITAL SADDLES (Malleable Base)



ITEM CODE:	DESCRIPTION:	
HOS20B	M20 HOSPITAL SADDLES	BLACK
HOS20G	M20 HOSPITAL SADDLES	GALV.
HOS25B	M25 HOSPITAL SADDLES	BLACK
HOS25G	M25 HOSPITAL SADDLES	GALV.

PLAIN SADDLES



ITEM CODE:	DESCRIPTION:	
PS20B	M20 PLAIN SADDLES	BLACK
PS20G	M20 PLAIN SADDLES	GALV.
PS25B	M25 PLAIN SADDLES	BLACK
PS25G	M25 PLAIN SADDLES	GALV.
PS32B	M32 PLAIN SADDLES	BLACK
PS32G	M32 PLAIN SADDLES	GALV.
PS108B	1.1/2" PLAIN SADDLES	BLACK
PS108G	1.1/2" PLAIN SADDLES	GALV.
PS200B	2" PLAIN SADDLES	BLACK
PS200G	2" PLAIN SADDLES	GALV.

HALF SADDLES



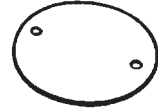
ITEM CODE:	DESCRIPTION:	
HS20B	M20 HALF SADDLES	BLACK
HS20G	M20 HALF SADDLES	GALV.
HS25B	M25 HALF SADDLES	BLACK
HS25G	M25 HALF SADDLES	GALV.
HS32B	M32 HALF SADDLES	BLACK
HS32G	M32 HALF SADDLES	GALV.
HS108B	1.1/2" HALF SADDLES	BLACK
HS108G	1.1/2" HALF SADDLES	GALV.
HS200B	2" HALF SADDLES	BLACK
HS200G	2" HALF SADDLES	GALV.

RUBBER GASKETS

For small circular boxes

ITEM CODE:	DESCRIPTION:	
CRG	CIRCULAR RUBBER GASKET (SMALL)	
LRG	LARGE 4 HOLE RUBBER GASKET	

CIRCULAR COVERS (Steel)



ITEM CODE:	DESCRIPTION:	
LBLB	LIGHT PATTERN BOX LID	BLACK
LBLG	LIGHT PATTERN BOX LID	GALV.
HBLG	HEAVY PATTERN BOX LID	GALV.
BLOG	OVERLAPPING BOX LID	GALV.
BL4G	LARGE BOX LID (4 HOLE)	GALV.
LBLRB	L/P BOX LIDS RECESSED	BLACK
LBLRG	L/P BOX LIDS RECESSED	GALV.

LOCK NUTS HEX. LIGHT PATTERN



ITEM CODE:	DESCRIPTION:	
LLN16B	M16 LIGHT PATTERN LOCKNUTS	BLACK
LLN16G	M16 LIGHT PATTERN LOCKNUTS	GALV.
LLN20B	M20 LIGHT PATTERN LOCKNUTS	BLACK
LLN20G	M20 LIGHT PATTERN LOCKNUTS	GALV.
LLN25B	M25 LIGHT PATTERN LOCKNUTS	BLACK
LLN25G	M25 LIGHT PATTERN LOCKNUTS	GALV.
LLN32B	M32 LIGHT PATTERN LOCKNUTS	BLACK
LLN32G	M32 LIGHT PATTERN LOCKNUTS	GALV.
LLN40B	M40 LIGHT PATTERN LOCKNUTS	BLACK
LLN40G	M40 LIGHT PATTERN LOCKNUTS	GALV.
LLN50B	M50 LIGHT PATTERN LOCKNUTS	BLACK
LLN50G	M50 LIGHT PATTERN LOCKNUTS	GALV.
LLN108B	1.1/2" LIGHT PATTERN LOCKNUTS	BLACK
LLN108G	1.1/2" LIGHT PATTERN LOCKNUTS	GALV.
LLN200B	2" LIGHT PATTERN LOCKNUTS	BLACK
LLN200G	2" LIGHT PATTERN LOCKNUTS	GALV.
LLN63B	M63 LIGHT PATTERN LOCKNUTS	BLACK
LLN63G	M63 LIGHT PATTERN LOCKNUTS	GALV.
LLN75B	M75 LIGHT PATTERN LOCKNUTS	BLACK
LLN75G	M75 LIGHT PATTERN LOCKNUTS	GALV.

LOCK NUTS HEX. HEAVY PATTERN



ITEM CODE:	DESCRIPTION:	
HLN20G	M20 HEAVY PATTERN LOCKNUTS	GALV.
HLN25G	M25 HEAVY PATTERN LOCKNUTS	GALV.

LOCKRINGS MILLED EDGE



ITEM CODE:	DESCRIPTION:	
ML16G	M16 MILLED EDGE LOCKRINGS	GALV.
ML20G	M20 MILLED EDGE LOCKRINGS	GALV.
ML25G	M25 MILLED EDGE LOCKRINGS	GALV.
ML32G	M32 MILLED EDGE LOCKRINGS	GALV.
ML108G	1.1/2" MILLED EDGE LOCKRINGS	GALV.
ML200G	2" MILLED EDGE LOCKRINGS	GALV.



REDUCERS - HEX. HEAD (Steel)



ITEM CODE:	DESCRIPTION:	
RED2016B	M20 X 16 STEEL REDUCERS	BLACK
RED2016G	M20 X 16 STEEL REDUCERS	GALV.
RED2520B	M25 X 20 STEEL REDUCERS	BLACK
RED2520G	M25 X 20 STEEL REDUCERS	GALV.
RED3220B	M32 X 20 STEEL REDUCERS	BLACK
RED3220G	M32 X 20 STEEL REDUCERS	GALV.
RED3225B	M32 X 25 STEEL REDUCERS	BLACK
RED3225G	M32 X 25 STEEL REDUCERS	GALV.

BRASS NICKEL PLATED CONVERTORS

ITEM CODE:	DESCRIPTION:	
BC4020NP	M40 X 20 BRASS CONVERTER	
BC4025NP	M40 X 25 BRASS CONVERTER	
BC4032NP	M40 X 32 BRASS CONVERTER	
BC5025NP	M50 X 25 BRASS CONVERTER	
BC5032NP	M50 X 32 BRASS CONVERTER	
BC5040NP	M50 X 40 BRASS CONVERTER	
BC6332NP	M63 X 32 BRASS CONVERTER	
BC6340NP	M63 X 40 BRASS CONVERTER	
BC6350NP	M63 X 50 BRASS CONVERTER	

COUPLERS - SOLID (Steel)



ITEM CODE:	DESCRIPTION:	
SC16B	M16 STEEL COUPLERS	BLACK
SC16G	M16 STEEL COUPLERS	GALV.
SC20B	M20 STEEL COUPLERS	BLACK
SC20G	M20 STEEL COUPLERS	GALV.
SC25B	M25 STEEL COUPLERS	BLACK
SC25G	M25 STEEL COUPLERS	GALV.
SC32B	M32 STEEL COUPLERS	BLACK
SC32G	M32 STEEL COUPLERS	GALV.
SC108B	1.1/2" STEEL COUPLERS	BLACK
SC108G	1.1/2" STEEL COUPLERS	GALV.
SC200B	2" STEEL COUPLERS	BLACK
SC200G	2" STEEL COUPLERS	GALV.

JACK CHAIN



ITEM CODE:	DESCRIPTION:	
JC10B	NO 10 SINGLE LINK JACK CHAIN	BLACK
JC10G	NO 10 SINGLE LINK JACK CHAIN	GALV.
JCO10B	NO 10 SOLID OVAL LINK JACK	BLACK
JCO10G	NO 10 SOLID OVAL LINK JACK	GALV.

HOOK PLATES (Steel)



ITEM CODE:	DESCRIPTION:	
HPB	STEEL HOOKPLATES	BLACK
HPG	STEEL HOOKPLATES	GALV.

CRAMPETS



ITEM CODE:	DESCRIPTION:	
CRAF20B	M20 FLAT CRAMPETS	BLACK
CRAF20G	M20 FLAT CRAMPETS	GALV.
CRAF25B	M25 FLAT CRAMPETS	BLACK
CRAF25G	M25 FLAT CRAMPETS	GALV.
CRA20B	M20 TWISTED CRAMPETS	BLACK
CRA20G	M20 TWISTED CRAMPETS	GALV.
CRA25B	M25 TWISTED CRAMPETS	BLACK
CRA25G	M25 TWISTED CRAMPETS	GALV.

STOPPING PLUGS - HEX. HEAD (Steel)



ITEM CODE:	DESCRIPTION:	
HSP16G	M16 HEX STOPPING PLUGS	GALV.
HSP20B	M20 HEX STOPPING PLUGS	BLACK
HSP20G	M20 HEX STOPPING PLUGS	GALV.
HSP25B	M25 HEX STOPPING PLUGS	BLACK
HSP25G	M25 HEX STOPPING PLUGS	GALV.
HSP32B	M32 HEX STOPPING PLUGS	BLACK
HSP32G	M32 HEX STOPPING PLUGS	GALV.

NORMAL BENDS (Steel)



ITEM CODE:	DESCRIPTION:	
NB20B	M20 STEEL NORMAL BENDS	BLACK
NB20G	M20 STEEL NORMAL BENDS	GALV.
NB25B	M25 STEEL NORMAL BENDS	BLACK
NB25G	M25 STEEL NORMAL BENDS	GALV.

LOOPING BOXES (Steel)



ITEM CODE:	DESCRIPTION:	
LB1B	1 HOLE LOOPING BOXES	BLACK
LB1G	1 HOLE LOOPING BOXES	GALV.
LB2B	2 HOLE LOOPING BOXES	BLACK
LB2G	2 HOLE LOOPING BOXES	GALV.
LB3B	3 HOLE LOOPING BOXES	BLACK
LB3G	3 HOLE LOOPING BOXES	GALV.
LB4B	4 HOLE LOOPING BOXES	BLACK
LB4KOB	4 HOLE LOOPING K.O. BOXES	BLACK
LB4KOG	4 HOLE LOOPING K.O. BOXES	GALV.

EARTH COUPLERS (Steel)



ITEM CODE:	DESCRIPTION:	
EC20B	M20 STEEL EARTH COUPLERS	BLACK
EC20G	M20 STEEL EARTH COUPLERS	GALV.
EC25B	M25 STEEL EARTH COUPLERS	BLACK
EC25G	M25 STEEL EARTH COUPLERS	GALV.



**EXTENSION RINGS
(Steel)**



ITEM CODE:	DESCRIPTION:
ER06B	6MM STEEL EXTENSION RINGS BLACK
ER06G	6MM STEEL EXTENSION RINGS GALV.
ER10B	10MM STEEL EXTENSION RINGS BLACK
ER10G	10MM STEEL EXTENSION RINGS GALV.
ER13B	13MM STEEL EXTENSION RINGS BLACK
ER13G	13MM STEEL EXTENSION RINGS GALV.
ER16B	16MM STEEL EXTENSION RINGS BLACK
ER16G	16MM STEEL EXTENSION RINGS GALV.
ER20B	20MM STEEL EXTENSION RINGS BLACK
ER20G	20MM STEEL EXTENSION RINGS GALV.
ER25B	25MM STEEL EXTENSION RINGS BLACK
ER25G	25MM STEEL EXTENSION RINGS GALV.
ER32B	32MM STEEL EXTENSION RINGS BLACK
ER32G	32MM STEEL EXTENSION RINGS GALV.
ER40B	40MM STEEL EXTENSION RINGS BLACK
ER40G	40MM STEEL EXTENSION RINGS GALV.
ER50B	50MM STEEL EXTENSION RINGS BLACK
ER50G	50MM STEEL EXTENSION RINGS GALV.

**FLANGED COUPLERS
(Steel)**



ITEM CODE:	DESCRIPTION:
FCS20B	M20 STEEL FLANGE COUPLER BLACK
FCS20G	M20 STEEL FLANGE COUPLER GALV.
FCS25B	M25 STEEL FLANGE COUPLER BLACK
FCS25G	M25 STEEL FLANGE COUPLER GALV.
FCS32G	M32 STEEL FLANGE COUPLER GALV.

**ELBOWS - SOLID
(Malleable)**



ITEM CODE:	DESCRIPTION:
NE20B	M20 SOLID ELBOWS BLACK
NE20G	M20 SOLID ELBOWS GALV.
NE25B	M25 SOLID ELBOWS BLACK
NE25G	M25 SOLID ELBOWS GALV.

**NIPPLES
(Steel)**



ITEM CODE:	DESCRIPTION:
NI20G	M20 STEEL NIPPLES GALV.
NI25G	M25 STEEL NIPPLES GALV.
NI32G	M32 STEEL NIPPLES GALV.
NI108G	1.1/2" STEEL NIPPLES GALV.
NI200G	2" STEEL NIPPLES GALV.

**ELBOWS - INSPECTION
(Malleable)**



ITEM CODE:	DESCRIPTION:
IE20B	M20 INSPECTION ELBOWS BLACK
IE20G	M20 INSPECTION ELBOWS GALV.
IE25B	M25 INSPECTION ELBOWS BLACK
IE25G	M25 INSPECTION ELBOWS GALV.
IE32G	M32 INSPECTION ELBOWS GALV.

**NIPPLES
(Steel - 300mm long)**



ITEM CODE:	DESCRIPTION:
NP20G	M20 X 300MM LONG NIPPLES GALV.
NP25G	M25 X 300MM LONG NIPPLES GALV.

**TEES - INSPECTION
(Malleable)**



ITEM CODE:	DESCRIPTION:
IT20B	M20 INSPECTION TEES BLACK
IT20G	M20 INSPECTION TEES GALV.
IT25B	M25 INSPECTION TEES BLACK
IT25G	M25 INSPECTION TEES GALV.

**ADAPTORS
(Steel - Imperial Metric)**



ITEM CODE:	DESCRIPTION:
AD01220B	3/4" MALE X M20 FEMALE ADAPTORS BLACK
AD01220G	3/4" MALE X M20 FEMALE ADAPTORS GALV.
AD20012B	M20 MALE X 3/4" FEMALE ADAPTORS BLACK
AD20012G	M20 MALE X 3/4" FEMALE ADAPTORS GALV.

**BENDS - INSPECTION
(Malleable)**



ITEM CODE:	DESCRIPTION:
IB20B	M20 INSPECTION BENDS BLACK
IB20G	M20 INSPECTION BENDS GALV.
IB25B	M25 INSPECTION BENDS BLACK
IB25G	M25 INSPECTION BENDS GALV.



FIBRE WASHERS

ITEM CODE:	DESCRIPTION:
FW20R	M20 RED FIBRE WASHER
FW25R	M25 RED FIBRE WASHER
FW32R	M32 RED FIBRE WASHER
FW40R	M40 RED FIBRE WASHER
FW50R	M50 RED FIBRE WASHER
FW63R	M63 RED FIBRE WASHER
FW75R	M75 RED FIBRE WASHER

FLANGED COUPLERS (Malleable)



ITEM CODE:	DESCRIPTION:
FCM20B	M20 MALLEABLE FLANGE COUPLERS BLACK
FCM20G	M20 MALLEABLE FLANGE COUPLERS GALV.
FCM25B	M25 MALLEABLE FLANGE COUPLERS BLACK
FCM25G	M25 MALLEABLE FLANGE COUPLERS GALV.
FCM32B	M32 MALLEABLE FLANGE COUPLERS BLACK
FCM32G	M32 MALLEABLE FLANGE COUPLERS GALV.
FCM108G	1.5" MALLEABLE FLANGE COUPLERS GALV.

SERRATED WASHERS

ITEM CODE:	DESCRIPTION:
ETW20G	M20 EXTERNAL THREAD SERRATED WASHERS GALV.
ITW20G	M20 INTERNAL THREAD SERRATED WASHERS GALV.
ETW25G	M25 EXTERNAL THREAD SERRATED WASHERS GALV.
ITW25G	M25 INTERNAL THREAD SERRATED WASHERS GALV.

SCREWED MALE HOOKS



ITEM CODE:	DESCRIPTION:
MH20B	M20 MALLEABLE MALE HOOK BLACK
MH20G	M20 MALLEABLE MALE HOOK GALV.
DCH20S	M20 DIE CAST MALE HOOK S/C

LEAD WASHERS

ITEM CODE:	DESCRIPTION:
LW20	M20 LEAD WASHERS
LW25	M25 LEAD WASHERS
LW32	M32 LEAD WASHERS
LW108	1.1/2" LEAD WASHERS
LW200	2" LEAD WASHERS

DOME COVERS (Steel - Internal Thread)



ITEM CODE:	DESCRIPTION:
DC20B	M20 STEEL DOME COVERS BLACK
DC20G	M20 STEEL DOME COVERS GALV.

BALL & SOCKET COVERS (Malleable)



ITEM CODE:	DESCRIPTION:
BSM20B	M20 MALLEABLE BALL & SOCKET BLACK
BSM20G	M20 MALLEABLE BALL & SOCKET GALV.

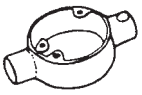
DOME COVERS (Malleable - Internal Thread)



ITEM CODE:	DESCRIPTION:
DCM20B	M20 MALL DOME COVERS BLACK
DCM20G	M20 MALL DOME COVERS GALV.
DCM25G	M25 MALL DOME COVERS GALV.

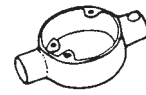


**SMALL CIRCULAR BOXES
(Malleable)**



ITEM CODE:	DESCRIPTION:	
TERM20B	M20 TERMINAL BOXES	BLACK
TERM20G	M20 TERMINAL BOXES	GALV.
TERM25B	M25 TERMINAL BOXES	BLACK
TERM25G	M25 TERMINAL BOXES	GALV.
TERM32B	M32 TERMINAL BOXES	BLACK
TERM32G	M32 TERMINAL BOXES	GALV.
THRM20B	M20 THROUGH BOXES	BLACK
THRM20G	M20 THROUGH BOXES	GALV.
THRM25B	M25 THROUGH BOXES	BLACK
THRM25G	M25 THROUGH BOXES	GALV.
THRM32B	M32 THROUGH BOXES	BLACK
THRM32G	M32 THROUGH BOXES	GALV.
ANGM20B	M20 ANGLE BOXES	BLACK
ANGM20G	M20 ANGLE BOXES	GALV.
ANGM25B	M25 ANGLE BOXES	BLACK
ANGM25G	M25 ANGLE BOXES	GALV.
ANGM32B	M32 ANGLE BOXES	BLACK
ANGM32G	M32 ANGLE BOXES	GALV.
TEEM20B	M20 TEE BOXES	BLACK
TEEM20G	M20 TEE BOXES	GALV.
TEEM25B	M25 TEE BOXES	BLACK
TEEM25G	M25 TEE BOXES	GALV.
TEEM32B	M32 TEE BOXES	BLACK
TEEM32G	M32 TEE BOXES	GALV.
INTM20B	M20 INTERSECTION BOXES	BLACK
INTM20G	M20 INTERSECTION BOXES	GALV.
INTM25B	M25 INTERSECTION BOXES	BLACK
INTM25G	M25 INTERSECTION BOXES	GALV.
TANANGM20B	M20 TANGENT ANGLE BOXES	BLACK
TANANGM20G	M20 TANGENT ANGLE BOXES	GALV.
TANTEEM20B	M20 TANGENT TEE BOXES	BLACK
TANTEEM20G	M20 TANGENT TEE BOXES	GALV.
TANTHRM20B	M20 TANGENT THROUGH BOXES	BLACK
TANTHRM20G	M20 TANGENT THROUGH BOXES	GALV.
UM20B	M20 U BOXES	BLACK
UM20G	M20 U BOXES	GALV.
UM25B	M25 U BOXES	BLACK
UM25G	M25 U BOXES	GALV.
YM20B	M20 Y BOXES	BLACK
YM20G	M20 Y BOXES	GALV.
YM25B	M25 Y BOXES	BLACK
YM25G	M25 Y BOXES	GALV.
HM20B	M20 H BOXES	BLACK
HM20G	M20 H BOXES	GALV.
HM25B	M25 H BOXES	BLACK
HM25G	M25 H BOXES	GALV.
BOM20B	M20 BACK OUTLET BOXES	BLACK
BOM20G	M20 BACK OUTLET BOXES	GALV.
BOM25B	M25 BACK OUTLET BOXES	BLACK
BOM25G	M25 BACK OUTLET BOXES	GALV.

**SMALL CIRCULAR BOXES
(Malleable)**



ITEM CODE:	DESCRIPTION:	
TERBOM20B	M20 TERM & BACK OUTLET BOXES	BLACK
TERBOM20G	M20 TERM & BACK OUTLET BOXES	GALV.
TERBOM25B	M25 TERM & BACK OUTLET BOXES	BLACK
TERBOM25G	M25 TERM & BACK OUTLET BOXES	GALV.
THRBOM20B	M20 THROUGH & BACK OUTLET BOXES	BLACK
THRBOM20G	M20 THROUGH & BACK OUTLET BOXES	GALV.
THRBOM25B	M25 THROUGH & BACK OUTLET BOXES	BLACK
THRBOM25G	M25 THROUGH & BACK OUTLET BOXES	GALV.
TEEBOM20B	M20 TEE & BACK OUTLET BOXES	BLACK
TEEBOM20G	M20 TEE & BACK OUTLET BOXES	GALV.
ANGBOM20B	M20 ANGLE & BACK OUTLET BOXES	BLACK
ANGBOM20G	M20 ANGLE & BACK OUTLET BOXES	GALV.

**EXTENSION BOXES
SMALL CIRCULAR
(Malleable)**



ITEM CODE:	DESCRIPTION:	
EXTTERM20B	M20 EXTENSION TERMINAL BOXES	BLACK
EXTTERM20G	M20 EXTENSION TERMINAL BOXES	GALV.
EXTTHRM20B	M20 EXTENSION THROUGH BOXES	BLACK
EXTTHRM20G	M20 EXTENSION THROUGH BOXES	GALV.
EXTANGM20B	M20 EXTENSION ANGLE BOXES	BLACK
EXTANGM20G	M20 EXTENSION ANGLE BOXES	GALV.
EXTTEEM20B	M20 EXTENSION TEE BOXES	BLACK
EXTTEEM20G	M20 EXTENSION TEE BOXES	GALV.

CONDUIT TUBE

(Due to size, available on collection basis only)

CONDUIT TUBE (Pre-Galv. Class 3)

ITEM CODE:	DESCRIPTION:
PGCT20	M20 X 3.75M LONG PRE GALV. TUBE
PGCT25	M25 X 3.75M LONG PRE GALV. TUBE

CONDUIT TUBE (Hot Dipped Class 4)

ITEM CODE:	DESCRIPTION:
HDCT20	M20 X 3.75M LONG HOT DIPPED TUBE
HDCT25	M25 X 3.75M LONG HOT DIPPED TUBE
HDCT32	M32 X 3.75M LONG HOT DIPPED TUBE

CONDUIT TUBE (Black Enamel)

ITEM CODE:	DESCRIPTION:
BLCT20	M20 X 3.75M LONG BLACK ENAMEL TUBE
BLCT25	M25 X 3.75M LONG BLACK ENAMEL TUBE
BLCT32	M32 X 3.75M LONG BLACK ENAMEL TUBE



BRASS EARTHING BLOCK (Double Pole)



ITEM CODE:	DESCRIPTION:
BEB04	4 WAY BRASS EARTH BLOCKS
BEB08	8 WAY BRASS EARTH BLOCKS

BRASS TRS GLANDS



ITEM CODE:	DESCRIPTION:
TRS20	M20 BRASS TRS GLANDS
TRS25	M25 BRASS TRS GLANDS
TRS32	M32 BRASS TRS GLANDS

BRASS EARTH TERMINALS



ITEM CODE:	DESCRIPTION:
BETM04	M4 BRASS EARTH TERMINALS

BRASS EARTH TAGS



ITEM CODE:	DESCRIPTION:
BET20	M20 BRASS EARTH TAGS
BET25	M25 BRASS EARTH TAGS
BET32	M32 BRASS EARTH TAGS
BET40	M40 BRASS EARTH TAGS
BET50	M50 BRASS EARTH TAGS
BET63	M63 BRASS EARTH TAGS
BET75	M75 BRASS EARTH TAGS

MALE BRASS BUSHES (Short Pattern)



ITEM CODE:	DESCRIPTION:
MSB16	M16 MALE SHORT BRASS BUSHES
MSB20	M20 MALE SHORT BRASS BUSHES
MSB25	M25 MALE SHORT BRASS BUSHES
MSB32	M32 MALE SHORT BRASS BUSHES
MSB108	1.1/2" MALE SHORT BRASS BUSHES
MSB200	2" MALE SHORT BRASS BUSHES
MSB63	M63 MALE SHORT BRASS BUSHES
MSB208	2.1/2" MALE SHORT BRASS BUSHES
MSB75	M75 MALE SHORT BRASS BUSHES
MSB300	3" MALE SHORT BRASS BUSHES

BRASS SLOTTED PLUGS



ITEM CODE:	DESCRIPTION:
BSP20	M20 BRASS SLOTTED PLUGS
BSP25	M25 BRASS SLOTTED PLUGS
BSP32	M32 BRASS SLOTTED PLUGS
BSP108	1.1/2" BRASS SLOTTED PLUGS
BSP200	2" BRASS SLOTTED PLUGS

MALE BRASS BUSHES (Long Pattern)



ITEM CODE:	DESCRIPTION:
MLB16	M16 MALE LONG BRASS BUSHES
MLB20	M20 MALE LONG BRASS BUSHES
MLB25	M25 MALE LONG BRASS BUSHES
MLB32	M32 MALE LONG BRASS BUSHES
MLB108	1.1/2" MALE LONG BRASS BUSHES
MLB200	2" MALE LONG BRASS BUSHES
MLB63	M63 MALE LONG BRASS BUSHES
MLB208	2.1/2" MALE LONG BRASS BUSHES
MLB75	M75 MALE LONG BRASS BUSHES
MLB300	3" MALE LONG BRASS BUSHES

BRASS LOCKNUTS



ITEM CODE:	DESCRIPTION:
BLN20	M20 BRASS LOCKNUTS
BLN25	M25 BRASS LOCKNUTS
BLN32	M32 BRASS LOCKNUTS
BLN40	M40 BRASS LOCKNUTS
BLN50	M50 BRASS LOCKNUTS
BLN63	M63 BRASS LOCKNUTS

BRASS LOCKRINGS

ITEM CODE:	DESCRIPTION:
BML63	M63 BRASS M/E LOCKRINGS
BML208	2.1/2" BRASS M/E LOCKRINGS
BML75	M75 BRASS M/E LOCKRINGS
BML300	3" BRASS M/E LOCKRINGS

FEMALE BRASS BUSHES



ITEM CODE:	DESCRIPTION:
FB20	M20 FEMALE BRASS BUSHES
FB25	M25 FEMALE BRASS BUSHES
FB32	M32 FEMALE BRASS BUSHES
FB108	1.1/2" FEMALE BRASS BUSHES
FB200	2" FEMALE BRASS BUSHES
FB63	M63 FEMALE BRASS BUSHES
FB208	2.1/2" FEMALE BRASS BUSHES
FB75	M75 FEMALE BRASS BUSHES
FB300	3" FEMALE BRASS BUSHES



GLAND KITS

Each kit comprises of: 20mm small - 32mm: 2 glands, shrouds, brass earth tags & locknuts 40mm - 75mm: 1 gland, shroud, brass earth tag & locknut
****Exception - 1 gland, shroud, brass earth tag & locknut**

Type BW - 2 Part

ITEM CODE:	DESCRIPTION:
GKBW20S	M20SBW GLANDKITS
GKBW20	M20BW GLANDKITS
GKBW25	M25BW GLANDKITS
GKBW32	M32BW GLANDKITS
GKBW40	M40BW GLANDKITS**
GKBW50	M50BW GLANDKITS**
GKBW63	M63BW GLANDKITS**
GKBW75	M75BW GLANDKITS**

Type CW - 4 Part

ITEM CODE:	DESCRIPTION:
GKCW20S	M20SCW GLANDKITS
GKCW20	M20CW GLANDKITS
GKCW25	M25CW GLANDKITS
GKCW32	M32CW GLANDKITS
GKCW40	M40CW GLANDKITS**
GKCW50	M50CW GLANDKITS**
GKCW63	M63CW GLANDKITS**
GKCW75	M75CW GLANDKITS**

Type CXT for use with SY Cable

ITEM CODE:	DESCRIPTION:
GKCXT20S	M20SCXT GLANDKITS
GKCXT20	M20CXT GLANDKITS
GKCXT25	M25CXT GLANDKITS
GKCXT32	M32CXT GLANDKITS
GKCXT40	M40CXT GLANDKITS**
GKCXT50	M50CXT GLANDKITS**
GKCXT63	M63CXT GLANDKITS**

Type A2

ITEM CODE:	DESCRIPTION:
GKA220S	M20SA2 GLANDKITS
GKA220	M20A2 GLANDKITS
GKA225	M25A2 GLANDKITS
GKA232	M32A2 GLANDKITS
GKA240	M40A2 GLANDKITS**
GKA250	M50A2 GLANDKITS**
GKA263	M63A2 GLANDKITS**
GKA275	M75A2 GLANDKITS**

Type E1W

ITEM CODE:	DESCRIPTION:
GKE1W20S	M20SE1W GLANDKITS
GKE1W20	M20E1W GLANDKITS
GKE1W25	M25E1W GLANDKITS
GKE1W32	M32E1W GLANDKITS
GKE1W40	M40E1W GLANDKITS**
GKE1W50	M50E1W GLANDKITS**
GKE1W63	M63E1W GLANDKITS**

BONDING NIPPLES Die Cast



ITEM CODE:	DESCRIPTION:
DCBN20	M20 DIE CAST BONDING NIPPLES

ARMOURED CABLE GLANDS Die Cast



ITEM CODE:	DESCRIPTION:
DCACG20	M20 DIE CAST ARMOURED CABLE

BLACK SHROUDS



ITEM CODE:	DESCRIPTION:
SHR20SB	M20S BLACK SHROUDS
SHR20B	M20 BLACK SHROUDS
SHR25B	M25 BLACK SHROUDS
SHR32B	M32 BLACK SHROUDS
SHR40B	M40 BLACK SHROUDS
SHR50B	M50 BLACK SHROUDS
SHR63B	M63 BLACK SHROUDS

SHROUDS - MICC

ITEM CODE:	DESCRIPTION:	
MICC20O	M20 MICC SHROUDS	ORANGE
MICC20W	M20 MICC SHROUDS	WHITE
MICC20R	M20 MICC SHROUDS	RED
MICC20B	M20 MICC SHROUDS	BLACK

SEALING COMPOUND

ITEM CODE:	DESCRIPTION:
RMX	RMX SEALING COMPOUND - 100 GRAMS



MINERAL CABLE GLANDS AND ACCESSORIES - BASEEFA APPROVED

MINERAL GLANDS TYPE RGM

ITEM CODE:	DESCRIPTION:
RGM2L1.0	2L1.0 MINERAL GLANDS TYPE RGM
RGM2L1.5	2L1.5 MINERAL GLANDS TYPE RGM
RGM2L2.5	2L2.5 MINERAL GLANDS TYPE RGM
RGM3L1.0	3L1.0 MINERAL GLANDS TYPE RGM
RGM3L1.5	3L1.5 MINERAL GLANDS TYPE RGM
RGM4L1.0	4L1.0 MINERAL GLANDS TYPE RGM
RGM4L1.5	4L1.5 MINERAL GLANDS TYPE RGM

POTS AND SEALS TYPE RPS

ITEM CODE:	DESCRIPTION:
RPS2L1.0	2L1.0 POTS AND SEALS TYPE RPS
RPS2L1.5	2L1.5 POTS AND SEALS TYPE RPS
RPS2L2.5	2L2.5 POTS AND SEALS TYPE RPS
RPS3L1.0	3L1.0 POTS AND SEALS TYPE RPS
RPS3L1.5	3L1.5 POTS AND SEALS TYPE RPS
RPS4L1.0	4L1.0 POTS AND SEALS TYPE RPS
RPS4L1.5	4L1.5 POTS AND SEALS TYPE RPS

EARTH TAIL POTS AND SEALS TYPE RPSL

ITEM CODE:	DESCRIPTION:
RPSL2L1.0	2L1.0 EARTH TAIL POTS AND SEALS
RPSL2L1.5	2L1.5 EARTH TAIL POTS AND SEALS
RPSL2L2.5	2L2.5 EARTH TAIL POTS AND SEALS
RPSL3L1.0	3L1.0 EARTH TAIL POTS AND SEALS
RPSL3L1.5	3L1.5 EARTH TAIL POTS AND SEALS
RPSL4L1.0	4L1.0 EARTH TAIL POTS AND SEALS
RPSL4L1.5	4L1.5 EARTH TAIL POTS AND SEALS

COPPER CLIPS PVC COATED TYPE RCHJ

ITEM CODE:	DESCRIPTION:
RCHJ30B	RCHJ30 COPPER CLIPS BLACK PVC
RCHJ30O	RCHJ30 COPPER CLIPS ORANGE PVC
RCHJ30R	RCHJ30 COPPER CLIPS RED PVC
RCHJ30W	RCHJ30 COPPER CLIPS WHITE PVC
RCHJ32B	RCHJ32 COPPER CLIPS BLACK PVC
RCHJ32O	RCHJ32 COPPER CLIPS ORANGE PVC
RCHJ32R	RCHJ32 COPPER CLIPS RED PVC
RCHJ32W	RCHJ32 COPPER CLIPS WHITE PVC
RCHJ34B	RCHJ34 COPPER CLIPS BLACK PVC
RCHJ34O	RCHJ34 COPPER CLIPS ORANGE PVC
RCHJ34R	RCHJ34 COPPER CLIPS RED PVC
RCHJ34W	RCHJ34 COPPER CLIPS WHITE PVC
RCHJ37B	RCHJ37 COPPER CLIPS BLACK PVC
RCHJ37O	RCHJ37 COPPER CLIPS ORANGE PVC
RCHJ37R	RCHJ37 COPPER CLIPS RED PVC
RCHJ37W	RCHJ37 COPPER CLIPS WHITE PVC
RCHJ40B	RCHJ40 COPPER CLIPS BLACK PVC
RCHJ40O	RCHJ40 COPPER CLIPS ORANGE PVC
RCHJ40R	RCHJ40 COPPER CLIPS RED PVC
RCHJ40W	RCHJ40 COPPER CLIPS WHITE PVC
RCHJ43B	RCHJ43 COPPER CLIPS BLACK PVC
RCHJ43O	RCHJ43 COPPER CLIPS ORANGE PVC
RCHJ43R	RCHJ43 COPPER CLIPS RED PVC
RCHJ43W	RCHJ43 COPPER CLIPS WHITE PVC
RCHJ47B	RCHJ47 COPPER CLIPS BLACK PVC
RCHJ47O	RCHJ47 COPPER CLIPS ORANGE PVC
RCHJ47R	RCHJ47 COPPER CLIPS RED PVC
RCHJ47W	RCHJ47 COPPER CLIPS WHITE PVC

COPPER CLIPS LSF COATED TYPE RCHL

ITEM CODE:	DESCRIPTION:
RCHL30B	RCHL30 COPPER CLIPS BLACK PVC
RCHL30O	RCHL30 COPPER CLIPS ORANGE PVC
RCHL30R	RCHL30 COPPER CLIPS RED PVC
RCHL30W	RCHL30 COPPER CLIPS WHITE PVC
RCHL32B	RCHL32 COPPER CLIPS BLACK PVC
RCHL32O	RCHL32 COPPER CLIPS ORANGE PVC
RCHL32R	RCHL32 COPPER CLIPS RED PVC
RCHL32W	RCHL32 COPPER CLIPS WHITE PVC
RCHL34B	RCHL34 COPPER CLIPS BLACK PVC
RCHL34O	RCHL34 COPPER CLIPS ORANGE PVC
RCHL34R	RCHL34 COPPER CLIPS RED PVC
RCHL34W	RCHL34 COPPER CLIPS WHITE PVC
RCHL37B	RCHL37 COPPER CLIPS BLACK PVC
RCHL37O	RCHL37 COPPER CLIPS ORANGE PVC
RCHL37R	RCHL37 COPPER CLIPS RED PVC
RCHL37W	RCHL37 COPPER CLIPS WHITE PVC

COPPER CLIPS BARE

ITEM CODE:	DESCRIPTION:
RC20	RC20 BARE COPPER CLIPS
RC22	RC22 BARE COPPER CLIPS
RC24	RC24 BARE COPPER CLIPS
RC26	RC26 BARE COPPER CLIPS
RC28	RC28 BARE COPPER CLIPS
RC30	RC30 BARE COPPER CLIPS
RC32	RC32 BARE COPPER CLIPS
RC34	RC34 BARE COPPER CLIPS
RC37	RC37 BARE COPPER CLIPS
RC40	RC40 BARE COPPER CLIPS
RC43	RC43 BARE COPPER CLIPS
RC47	RC47 BARE COPPER CLIPS

SADDLES PVC COATED

ITEM CODE:	DESCRIPTION:
RSFJ302B	RSFJ302 COPPER SADDLES BLACK PVC
RSFJ302O	RSFJ302 COPPER SADDLES ORANGE PVC
RSFJ302R	RSFJ302 COPPER SADDLES RED PVC
RSFJ302W	RSFJ302 COPPER SADDLES WHITE PVC
RSFJ302B	RSFJ302 COPPER SADDLES BLACK PVC
RSFJ342O	RSFJ342 COPPER SADDLES ORANGE PVC
RSFJ342R	RSFJ342 COPPER SADDLES RED PVC
RSFJ342W	RSFJ342 COPPER SADDLES WHITE PVC

PYRO TOOLS

ITEM CODE:	DESCRIPTION:
ZSU	LARGE PYRO STRIPPER
ZSUB	ROTARY SPARE BLADES
ZSUS	SMALL PYRO STRIPPER
ZSUB	ROTARY SPARE BLADES
ZSJ	JOI STRIPPER
ZSJB	JOI STRIPPER BLADES
ZR	PYRO RINGER
ZRP	PYRO WRENCH
ZPM20	M20 PYRO POTTER
ZPM25	M25 PYRO POTTER
ZDC20	M20 PYRO CRIMP
ZDC25	M25 PYRO CRIMP
ZDD20	M20 PYRO X CRIMPING TOOL



SOLDER

Triple Resin Coated 100 gram reels



ITEM CODE:	DESCRIPTION:
SOL166040	16SWG SOLDER 60/40 ALLOY
SOL186040	18SWG SOLDER 60/40 ALLOY
SOL164060	16SWG SOLDER 40/60 ALLOY
SOL184060	18SWG SOLDER 40/60 ALLOY

12 WAY STRIP CONNECTORS (Polyethylene)



Available in Natural. Maximum working temperature over short periods 95°C. Over long period 80°C. non self-extinguishing

ITEM CODE:	DESCRIPTION:
PSC25W	2.1/2AMP 12 WAY POLYETHYLENE
PSC05W	5AMP 12 WAY POLYETHYLENE
PSC15W	15AMP 12 WAY POLYETHYLENE
PSC30W	30AMP 12 WAY POLYETHYLENE
PSC60W	60AMP 12 WAY POLYETHYLENE

FUSE WIRE

Tinned Copper in 125 grams reels



ITEM CODE:	DESCRIPTION:
FW5	5AMP TINNED COPPER FUSEWIRE
FW10	10AMP TINNED COPPER FUSEWIRE
FW15	15AMP TINNED COPPER FUSEWIRE
FW20	20AMP TINNED COPPER FUSEWIRE
FW25	25AMP TINNED COPPER FUSEWIRE
FW30	30AMP TINNED COPPER FUSEWIRE
FW45	45AMP TINNED COPPER FUSEWIRE
FW60	60AMP TINNED COPPER FUSEWIRE
FW100	100AMP TINNED COPPER FUSEWIRE

CABLE TIES - NYLON



- Manufactured in Nylon 66 standard specification
- Tensile strength - MIL 23190 E
- Flammability rating UL94V2
- Operating Temperature -40°C to +85°C
- Black Cable Ties are recommended for outside use as they have a better resistance to Ultra Violet Light.
- Available in Natural and Black.

ITEM CODE:	DESCRIPTION:
CT10025B	100 X 2.5 NYLON CABLE TIES BLACK
CT10025N	100 X 2.5 NYLON CABLE TIES NATURAL
CT14036B	140 X 3.6 NYLON CABLE TIES BLACK
CT14036N	140 X 3.6 NYLON CABLE TIES NATURAL
CT16048B	160 X 4.8 NYLON CABLE TIES BLACK
CT16048N	160 X 4.8 NYLON CABLE TIES NATURAL
CT20025B	200 X 2.5 NYLON CABLE TIES BLACK
CT20025N	200 X 2.5 NYLON CABLE TIES NATURAL
CT20048B	200 X 4.8 NYLON CABLE TIES BLACK
CT20048N	200 X 4.8 NYLON CABLE TIES NATURAL
CT24076B	240 X 7.6 NYLON CABLE TIES BLACK
CT24076N	240 X 7.6 NYLON CABLE TIES NATURAL
CT30036B	300 X 3.6 NYLON CABLE TIES BLACK
CT30036N	300 X 3.6 NYLON CABLE TIES NATURAL
CT30048B	300 X 4.8 NYLON CABLE TIES BLACK
CT30048N	300 X 4.8 NYLON CABLE TIES NATURAL
CT30076B	300 X 7.6 NYLON CABLE TIES BLACK
CT30076N	300 X 7.6 NYLON CABLE TIES NATURAL
CT37048B	370 X 4.8 NYLON CABLE TIES BLACK
CT37048N	370 X 4.8 NYLON CABLE TIES NATURAL
CT37076B	370 X 7.6 NYLON CABLE TIES BLACK
CT37076N	370 X 7.6 NYLON CABLE TIES NATURAL
CT43048B	430 X 4.8 NYLON CABLE TIES BLACK
CT43048N	430 X 4.8 NYLON CABLE TIES NATURAL
CT54076B	540 X 7.6 NYLON CABLE TIES BLACK
CT54076N	540 X 7.6 NYLON CABLE TIES NATURAL
CT78090B	780 X 9.0 NYLON CABLE TIES BLACK
CT78090N	780 X 9.0 NYLON CABLE TIES NATURAL

CARDED FUSE WIRE



ITEM CODE:	DESCRIPTION:
FWCARD	5/15/30AMP FUSE WIRE CARD OF 24

12 WAY NYLON 66 STRIP CONNECTORS

European Approved - Self Extinguishing

ITEM CODE:	DESCRIPTION:
NSC05	5AMP 12 WAY NYLON STRIP
NSC15	15AMP 12 WAY NYLON STRIP
NSC30	30AMP 12 WAY NYLON STRIP

SELF ADHESIVE BASES



- Recommended temperature -20°C to +60°C
- Available in Natural or Black.

ITEM CODE:	DESCRIPTION:
CTB2020B	20 X 20 NYLON BASES BLACK
CTB2020N	20 X 20 NYLON BASES NATURAL
CTB2828B	28 X 28 NYLON BASES BLACK
CTB2828N	28 X 28 NYLON BASES NATURAL



ADAPTABLE BOXES

(Pressed Steel) available plain side or with knockouts

ITEM CODE:	DESCRIPTION:
AB331PLB	3 X 3 X 1.1/2 PLAIN BOXES BLACK
AB331PLG	3 X 3 X 1.1/2 PLAIN BOXES GALV.
AB331KOB	3 X 3 X 1.1/2 KO BOXES BLACK
AB331KOG	3 X 3 X 1.1/2 KO BOXES GALV.
AB332PLB	3 X 3 X 2 PLAIN BOXES BLACK
AB332PLG	3 X 3 X 2 PLAIN BOXES GALV.
AB332KOB	3 X 3 X 2 KO BOXES BLACK
AB332KOG	3 X 3 X 2 KO BOXES GALV.
AB333PLB	3 X 3 X 3 PLAIN BOXES BLACK
AB333PLG	3 X 3 X 3 PLAIN BOXES GALV.
AB333KOB	3 X 3 X 3 KO BOXES BLACK
AB333KOG	3 X 3 X 3 KO BOXES GALV.
AB432PLB	4 X 3 X 2 PLAIN BOXES BLACK
AB432PLG	4 X 3 X 2 PLAIN BOXES GALV.
AB432KOB	4 X 3 X 2 KO BOXES BLACK
AB432KOG	4 X 3 X 2 KO BOXES GALV.
AB441PLB	4 X 4 X 1.1/2 PLAIN BOXES BLACK
AB441PLG	4 X 4 X 1.1/2 PLAIN BOXES GALV.
AB441KOB	4 X 4 X 1.1/2 KO BOXES BLACK
AB441KOG	4 X 4 X 1.1/2 KO BOXES GALV.
AB442PLB	4 X 4 X 2 PLAIN BOXES BLACK
AB442PLG	4 X 4 X 2 PLAIN BOXES GALV.
AB442KOB	4 X 4 X 2 KO BOXES BLACK
AB442KOG	4 X 4 X 2 KO BOXES GALV.
AB443PLB	4 X 4 X 3 PLAIN BOXES BLACK
AB443PLG	4 X 4 X 3 PLAIN BOXES GALV.
AB443KOB	4 X 4 X 3 KO BOXES BLACK
AB443KOG	4 X 4 X 3 KO BOXES GALV.
AB444PLB	4 X 4 X 4 PLAIN BOXES BLACK
AB444PLG	4 X 4 X 4 PLAIN BOXES GALV.
AB444KOB	4 X 4 X 4 KO BOXES BLACK
AB444KOG	4 X 4 X 4 KO BOXES GALV.
AB631PLB	6 X 3 X 1.1/2 PLAIN BOXES BLACK
AB631PLG	6 X 3 X 1.1/2 PLAIN BOXES GALV.
AB631KOB	6 X 3 X 1.1/2 KO BOXES BLACK
AB631KOG	6 X 3 X 1.1/2 KO BOXES GALV.
AB632PLB	6 X 3 X 2 PLAIN BOXES BLACK
AB632PLG	6 X 3 X 2 PLAIN BOXES GALV.
AB632KOB	6 X 3 X 2 KO BOXES BLACK
AB632KOG	6 X 3 X 2 KO BOXES GALV.
AB633PLB	6 X 3 X 3 PLAIN BOXES BLACK
AB633PLG	6 X 3 X 3 PLAIN BOXES GALV.
AB633KOB	6 X 3 X 3 KO BOXES BLACK
AB633KOG	6 X 3 X 3 KO BOXES GALV.
AB642PLB	6 X 4 X 2 PLAIN BOXES BLACK
AB642PLG	6 X 4 X 2 PLAIN BOXES GALV.
AB642KOB	6 X 4 X 2 KO BOXES BLACK
AB642KOG	6 X 4 X 2 KO BOXES GALV.
AB643PLB	6 X 4 X 3 PLAIN BOXES BLACK
AB643PLG	6 X 4 X 3 PLAIN BOXES GALV.
AB643KOB	6 X 4 X 3 KO BOXES BLACK
AB643KOG	6 X 4 X 3 KO BOXES GALV.
AB644PLB	6 X 4 X 4 PLAIN BOXES BLACK
AB644PLG	6 X 4 X 4 PLAIN BOXES GALV.
AB644KOB	6 X 4 X 4 KO BOXES BLACK
AB644KOG	6 X 4 X 4 KO BOXES GALV.

ADAPTABLE BOXES Continued

ITEM CODE:	DESCRIPTION:
AB661PLB	6 X 6 X 1.1/2 PLAIN BOXES BLACK
AB661PLG	6 X 6 X 1.1/2 PLAIN BOXES GALV.
AB661KOB	6 X 6 X 1.1/2 KO BOXES BLACK
AB661KOG	6 X 6 X 1.1/2 KO BOXES GALV.
AB662PLB	6 X 6 X 2 PLAIN BOXES BLACK
AB662PLG	6 X 6 X 2 PLAIN BOXES GALV.
AB662KOB	6 X 6 X 2 KO BOXES BLACK
AB662KOG	6 X 6 X 2 KO BOXES GALV.
AB663PLB	6 X 6 X 3 PLAIN BOXES BLACK
AB663PLG	6 X 6 X 3 PLAIN BOXES GALV.
AB663KOB	6 X 6 X 3 KO BOXES BLACK
AB663KOG	6 X 6 X 3 KO BOXES GALV.
AB664PLB	6 X 6 X 4 PLAIN BOXES BLACK
AB664PLG	6 X 6 X 4 PLAIN BOXES GALV.
AB664KOB	6 X 6 X 4 KO BOXES BLACK
AB664KOG	6 X 6 X 4 KO BOXES GALV.
AB666PLB	6 X 6 X 6 PLAIN BOXES BLACK
AB666PLG	6 X 6 X 6 PLAIN BOXES GALV.
AB666KOB	6 X 6 X 6 PLAIN BOXES BLACK
AB666KOG	6 X 6 X 6 PLAIN BOXES GALV.
AB942PLB	9 X 4 X 2 PLAIN BOXES BLACK
AB942PLG	9 X 4 X 2 PLAIN BOXES GALV.
AB942KOB	9 X 4 X 2 KO BOXES BLACK
AB942KOG	9 X 4 X 2 KO BOXES GALV.
AB943PLB	9 X 4 X 3 PLAIN BOXES BLACK
AB943PLG	9 X 4 X 3 PLAIN BOXES GALV.
AB943KOB	9 X 4 X 3 KO BOXES BLACK
AB943KOG	9 X 4 X 3 KO BOXES GALV.
AB944PLB	9 X 4 X 4 PLAIN BOXES BLACK
AB944PLG	9 X 4 X 4 PLAIN BOXES GALV.
AB944KOB	9 X 4 X 4 KO BOXES BLACK
AB944KOG	9 X 4 X 4 KO BOXES GALV.
AB962PLB	9 X 6 X 2 PLAIN BOXES BLACK
AB962PLG	9 X 6 X 2 PLAIN BOXES GALV.
AB962KOB	9 X 6 X 2 KO BOXES BLACK
AB962KOG	9 X 6 X 2 KO BOXES GALV.
AB963PLB	9 X 6 X 3 PLAIN BOXES BLACK
AB963PLG	9 X 6 X 3 PLAIN BOXES GALV.
AB963KOB	9 X 6 X 3 KO BOXES BLACK
AB963KOG	9 X 6 X 3 KO BOXES GALV.
AB964PLB	9 X 6 X 4 PLAIN BOXES BLACK
AB964PLG	9 X 6 X 4 PLAIN BOXES GALV.
AB964KOB	9 X 6 X 4 KO BOXES BLACK
AB964KOG	9 X 6 X 4 KO BOXES GALV.
AB992PLB	9 X 9 X 2 PLAIN BOXES BLACK
AB992PLG	9 X 9 X 2 PLAIN BOXES GALV.
AB992KOB	9 X 9 X 2 KO BOXES BLACK
AB992KOG	9 X 9 X 2 KO BOXES GALV.
AB993PLB	9 X 9 X 3 PLAIN BOXES BLACK
AB993PLG	9 X 9 X 3 PLAIN BOXES GALV.
AB993KOB	9 X 9 X 3 KO BOXES BLACK
AB993KOG	9 X 9 X 3 KO BOXES GALV.
AB994PLB	9 X 9 X 4 PLAIN BOXES BLACK
AB994PLG	9 X 9 X 4 PLAIN BOXES GALV.
AB994KOB	9 X 9 X 4 KO BOXES BLACK
AB994KOG	9 X 9 X 4 KO BOXES GALV.
AB996PLB	9 X 9 X 6 PLAIN BOXES BLACK
AB996PLG	9 X 9 X 6 PLAIN BOXES GALV.



ADAPTABLE BOXES Continued

ITEM CODE:	DESCRIPTION:	
AB996KOB	9 X 9 X 6 KO BOXES	BLACK
AB996KOG	9 X 9 X 6 KO BOXES	GALV.
AB1262PLB	12 X 6 X 2 PLAIN BOXES	BLACK
AB1262PLG	12 X 6 X 2 PLAIN BOXES	GALV.
AB1262KOB	12 X 6 X 2 KO BOXES	BLACK
AB1262KOG	12 X 6 X 2 KO BOXES	GALV.
AB1263PLB	12 X 6 X 3 PLAIN BOXES	BLACK
AB1263PLG	12 X 6 X 3 PLAIN BOXES	GALV.
AB1263KOB	12 X 6 X 3 KO BOXES	BLACK
AB1263KOG	12 X 6 X 3 KO BOXES	GALV.
AB1264PLB	12 X 6 X 4 PLAIN BOXES	BLACK
AB1264PLG	12 X 6 X 4 PLAIN BOXES	GALV.
AB1264KOB	12 X 6 X 4 KO BOXES	BLACK
AB1264KOG	12 X 6 X 4 KO BOXES	GALV.
AB1293PLB	12 X 9 X 3 PLAIN BOXES	BLACK
AB1293PLG	12 X 9 X 3 PLAIN BOXES	GALV.
AB1293KOB	12 X 9 X 3 KO BOXES	BLACK
AB1293KOG	12 X 9 X 3 KO BOXES	GALV.
AB1294PLB	12 X 9 X 4 PLAIN BOXES	BLACK
AB1294PLG	12 X 9 X 4 PLAIN BOXES	GALV.
AB1294KOB	12 X 9 X 4 KO BOXES	BLACK
AB1294KOG	12 X 9 X 4 KO BOXES	GALV.
AB1296PLB	12 X 9 X 6 PLAIN BOXES	BLACK
AB1296PLG	12 X 9 X 6 PLAIN BOXES	GALV.
AB1296KOB	12 X 9 X 6 KO BOXES	BLACK
AB1296KOG	12 X 9 X 6 KO BOXES	GALV.
AB12122PLB	12 X 12 X 2 PLAIN BOXES	BLACK
AB12122PLG	12 X 12 X 2 PLAIN BOXES	GALV.
AB12122KOB	12 X 12 X 2 KO BOXES	BLACK
AB12122KOG	12 X 12 X 2 KO BOXES	GALV.
AB12123PLB	12 X 12 X 3 PLAIN BOXES	BLACK
AB12123PLG	12 X 12 X 3 PLAIN BOXES	GALV.
AB12123KOB	12 X 12 X 3 KO BOXES	BLACK
AB12123KOG	12 X 12 X 3 KO BOXES	GALV.
AB12124PLB	12 X 12 X 4 PLAIN BOXES	BLACK
AB12124PLG	12 X 12 X 4 PLAIN BOXES	GALV.
AB12124KOB	12 X 12 X 4 KO BOXES	BLACK
AB12124KOG	12 X 12 X 4 KO BOXES	GALV.
AB12126PLB	12 X 12 X 6 PLAIN BOXES	BLACK
AB12126PLG	12 X 12 X 6 PLAIN BOXES	GALV.
AB12126KOB	12 X 12 X 6 KO BOXES	BLACK
AB12126KOG	12 X 12 X 6 KO BOXES	GALV.

SPRING NUTS

ITEM CODE:	DESCRIPTION:
SNM06P	M6 PLAIN SPRING NUT
SNM06S	M6 SHORT SPRING NUT
SNM06L	M6 LONG SPRING NUT
SNM08P	M8 PLAIN SPRING NUT
SNM08S	M8 SHORT SPRING NUT
SNM08L	M8 LONG SPRING NUT
SNM10P	M10 PLAIN SPRING NUT
SNM10S	M10 SHORT SPRING NUT
SNM10L	M10 LONG SPRING NUT
SNM12P	M12 PLAIN SPRING NUT
SNM12S	M12 SHORT SPRING NUT
SNM12L	M12 LONG SPRING NUT

RUBBER GASKETS

For Adaptable Boxes

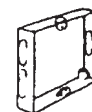
ITEM CODE:	DESCRIPTION:
RG33	3 X 3 RUBBER GASKETS
RG44	4 X 4 RUBBER GASKETS
RG66	6 X 6 RUBBER GASKETS

STEEL SWITCH & SOCKET BOXES



ITEM CODE:	DESCRIPTION:
SS161A	16MM 1 GANG BOXES
SS251A	25MM 1 GANG BOXES
SS252A	25MM 2 GANG BOXES
SS351A	35MM 1 GANG BOXES
SS352A	35MM 2 GANG BOXES
SS471A	47MM 1 GANG BOXES
SS472A	47MM 2 GANG BOXES

STEEL EXTENSION BOXES



ITEM CODE:	DESCRIPTION:
SS161E	16MM 1 GANG EXTENSION BOXES
SS162E	16MM 2 GANG EXTENSION BOXES
SS251E	25MM 1 GANG EXTENSION BOXES
SS252E	25MM 2 GANG EXTENSION BOXES
SS351E	35MM 1 GANG EXTENSION BOXES
SS352E	35MM 2 GANG EXTENSION BOXES

FASTFIX' DRY LINING BOXES



ITEM CODE:	DESCRIPTION:
DL1	1 GANG DRY LINING BOXES
DL2	2 GANG DRY LINING BOXES

CABLE PROTECTIVE CHANNELING



Rolled from high quality pre-galvanised steel

ITEM CODE:	DESCRIPTION:
CH008	BUNDLES 1/2" X 5/16" STEEL 50 x 2M
CH100	BUNDLES 1" X 5/16" STEEL 50 x 2M
CH108	BUNDLES 1.1/2" X 9/32" STEEL 50 x 2M
CH200	BUNDLES 2" X 9/32" STEEL 25 x 2M



CABLE CLEATS
LDPP - (Low Density Polyethylene)



ITEM CODE:	DESCRIPTION:
CC04	NO.4 CABLE CLEATS (10.2MM MAX)
CC05	NO.5 CABLE CLEATS (12.7MM MAX)
CC06	NO.6 CABLE CLEATS (15.2MM MAX)
CC07	NO.7 CABLE CLEATS (17.8MM MAX)
CC08	NO.8 CABLE CLEATS (20.3MM MAX)
CC09	NO.9 CABLE CLEATS (22.8MM MAX)
CC10	NO.10 CABLE CLEATS (25.4MM MAX)
CC11	NO.11 CABLE CLEATS (27.7MM MAX)
CC12	NO.12 CABLE CLEATS (30.4MM MAX)
CC14	NO.14 CABLE CLEATS (35.6MM MAX)
CC16	NO.16 CABLE CLEATS (40.6MM MAX)
CC18	NO.18 CABLE CLEATS (45.7MM MAX)
CC20	NO.20 CABLE CLEATS (50.8MM MAX)



THREE CORE & EARTH
DOUBLE CLIPS

ITEM CODE:	DESCRIPTION:
70CG3CE	1.0MM & 1.5MM 3 CORE & EARTH GREY
70CGDKF15	1.5MM DOUBLE FLAT T & EARTH GREY
70CGDKF25	2.5MM DOUBLE FLAT T & EARTH GREY

CABLE CLIPS
FLAT PARALLEL TWIN,
FLAT TWIN AND FLAT TWIN & EARTH



ITEM CODE:	DESCRIPTION:
70CWPT	BELL WIRE CLIPS WHITE
70CWPM	0.50MM FLAT CABLE CLIPS WHITE
70CWSM	0.75MM FLAT CABLE CLIPS WHITE
70CGKF10	1.0MM FLAT TWIN & EARTH CLIPS GREY
70CGKF15	1.5MM FLAT TWIN & EARTH CLIPS GREY
70CGKF25	2.5MM FLAT TWIN & EARTH CLIPS GREY
70CGKF40	4.0MM FLAT TWIN & EARTH CLIPS GREY
70CGKF60	6.0MM FLAT TWIN & EARTH CLIPS GREY
70CGKF100	10.0MM FLAT TWIN & EARTH CLIPS GREY
70CGKF160	16.0MM FLAT TWIN & EARTH CLIPS GREY

Cable Cleat Selector Chart

For :- MS - & MLSF - Series single Bolt Cable Cleats

S.W.A. CABLES 600/1000V TO BS 5467 - XLPE INSULATED/ PVC SHEATHED
STRANDED COPPER CONDUCTORS / EXTRUDED BEDDING

Chart specifically for PIRELLI CABLES

No of Cores	Conductor Size A in [mm ²]																		
	1.5	2.5	4.0	6.0	10	16	25	35	50	70	95	120	150	185	240	300	400	500	630
1									8>	<9	9	10	11	12	>13	>14<	16<	18	
2	5	5	6	6>	<7	8	8	9	10	11	13	14	>14	>15<	18<	20			
3	5	6	6	7	8	9	10	11	12	>13	>14<	16<	18	20					
4(RN)								12	>12	14	16	18	20	20					
4	5	6	6	7	8	9	11	12	13	>14	16<	18	20						
5	6	>6	>7<	8<	9	11	12	>13	>14<	18									
7	6	7	8																
12	8	9	10																
19	9	<11	12																
27	11	12	14																
37	12	<14	16																
48	>13<	16	18																

4(RN) = 4 Core with Reduced Neutral

<1>1> = THE NEXT CLEAT SIZE DOWN OR UP WILL ALSO FIT

1<1>1< = THE NEXT CABLE SIZE DOWN OR UP WILL ALSO FIT

Cable Cleat Selector Chart

For :- MS - & MLSF - Series single Bolt Cable Cleats

S.W.A. CABLES 600/1000V TO BS 5467 - XLPE INSULATED/ LSH SHEATHED
STRANDED COPPER CONDUCTORS / EXTRUDED BEDDING

Chart specifically for PIRELLI CABLES

No of Cores	Conductor Size A in [mm ²]																		
	1.5	2.5	4.0	6.0	10	16	25	35	50	70	95	120	150	185	240	300	400	500	630
1									8	>8	<9	10	11	12	>13	>14<	16<	18	
2	5>	<6	6<	>6	7<	8	8	9	10	11	13	14	>14	>15<	18<	20			
3	5	6	6	7	8	9	10	11	12	>13	>14<	16<	18	20					
4(RN)								12	>12	14	16>	<18	20	20					
4	>5	6<	7>	<8	>8	>9<	11	12	13	>14	16<	18	20						
5	6>	<7	>7	8<	9	11	12	>13	>14<	<18									
7	6	7	8																
12	8	9	10																
19	9	11	12																
27	11	12	14																
37	12	<14	16																
48	>13	16	18																

4(RN) = 4 Core with Reduced Neutral

<1>1> = THE NEXT CLEAT SIZE DOWN OR UP WILL ALSO FIT

1<1>1< = THE NEXT CABLE SIZE DOWN OR UP WILL ALSO FIT



ROUND CABLE CLIPS

ITEM CODE:	DESCRIPTION:	
70CWRC275	2.75MM ROUND CABLE CLIPS	WHITE
70CBRC275	2.75MM ROUND CABLE CLIPS	BLACK
70CWRC35	3.5MM ROUND CABLE CLIPS	WHITE
70CBRC35	3.5MM ROUND CABLE CLIPS	BLACK
70CWRC4	4MM ROUND CABLE CLIPS	WHITE
70CBRC4	4MM ROUND CABLE CLIPS	BLACK
70CWRC5	5MM ROUND CABLE CLIPS	WHITE
70CBRC5	5MM ROUND CABLE CLIPS	BLACK
70CWRC6	6MM ROUND CABLE CLIPS	WHITE
70CBRC6	6MM ROUND CABLE CLIPS	BLACK
70CWRC7	7MM ROUND CABLE CLIPS	WHITE
70CBRC7	7MM ROUND CABLE CLIPS	BLACK
70CWRC8	8MM ROUND CABLE CLIPS	WHITE
70CBRC8	8MM ROUND CABLE CLIPS	BLACK
70CWRC9	9MM ROUND CABLE CLIPS	WHITE
70CBRC9	9MM ROUND CABLE CLIPS	BLACK
70CWRC10	10MM ROUND CABLE CLIPS	WHITE
70CBRC10	10MM ROUND CABLE CLIPS	BLACK
70CWRC11	11MM ROUND CABLE CLIPS	WHITE
70CBRC11	11MM ROUND CABLE CLIPS	BLACK
70CWRC12	12MM ROUND CABLE CLIPS	WHITE
70CBRC12	12MM ROUND CABLE CLIPS	BLACK
70CWRC14	14MM ROUND CABLE CLIPS	WHITE
70CBRC14	14MM ROUND CABLE CLIPS	BLACK
70CWRC16	16MM ROUND CABLE CLIPS	WHITE
70CBRC16	16MM ROUND CABLE CLIPS	BLACK

ROUND PLUS CLIPS

ITEM CODE:	DESCRIPTION:	
77CW04P	4-5MM ROUND PLUS CLIPS	WHITE
77CB04P	4-5MM ROUND PLUS CLIPS	BLACK
77CW05P	5-6MM ROUND PLUS CLIPS	WHITE
77CB05P	5-6MM ROUND PLUS CLIPS	BLACK
77CW06P	6-7MM ROUND PLUS CLIPS	WHITE
77CB06P	6-7MM ROUND PLUS CLIPS	BLACK
77CW07P	7-8MM ROUND PLUS CLIPS	WHITE
77CB07P	7-8MM ROUND PLUS CLIPS	BLACK
77CW09P	9-11MM ROUND PLUS CLIPS	WHITE
77CB09P	9-11MM ROUND PLUS CLIPS	BLACK
77CW12PAC	12-14MM ROUND PLUS CLIPS	WHITE
77CB12PAC	12-14MM ROUND PLUS CLIPS	BLACK
77CW15PAC	15-18MM ROUND PLUS CLIPS	WHITE
77CB15PAC	15-18MM ROUND PLUS CLIPS	BLACK
77CW19P	19-24MM ROUND PLUS CLIPS	WHITE
77CB19P	19-24MM ROUND PLUS CLIPS	BLACK
77CW25P	25-28MM ROUND PLUS CLIPS	WHITE
77CB25P	25-28MM ROUND PLUS CLIPS	BLACK

FLAT TWIN & EARTH PLUS CLIPS

ITEM CODE:	DESCRIPTION:	
77CGPF1P	1.0-1.5MM FLAT TWIN & EARTH	GREY
77CGPF25P	2.5MM FLAT TWIN & EARTH	GREY
77CGPF4P	4.0-6.0MM FLAT TWIN & EARTH	GREY
77CGPF10P	10.0MM FLAT TWIN & EARTH	GREY

WALL PLUGS

ITEM CODE:	DESCRIPTION:	
51AP1	WALL PLUGS	YELLOW
51AP2	WALL PLUGS	RED
51AP3	WALL PLUGS	BROWN

CAPPING NAILS

ITEM CODE:	DESCRIPTION:
12CAP25	2.5MM X 25MM CAPPING NAILS
12CAP35	2.5MM X 35MM CAPPING NAILS

T.V. CABLE AND SATELLITE CLIPS

ITEM CODE:	DESCRIPTION:	
72CW05P	5-6MM COAXIAL CABLE CLIPS	WHITE
72CB05P	5-6MM COAXIAL CABLE CLIPS	BLACK
72CT05P	5-6MM COAXIAL CABLE CLIPS	BROWN
72CW06P	6-7MM COAXIAL CABLE CLIPS	WHITE
72CB06P	6-7MM COAXIAL CABLE CLIPS	BLACK
72CT06P	6-7MM COAXIAL CABLE CLIPS	BROWN
72CW07P	7-8MM COAXIAL CABLE CLIPS	WHITE
72CB07P	7-8MM COAXIAL CABLE CLIPS	BLACK
72CT07P	7-8MM COAXIAL CABLE CLIPS	BROWN
72CBKF40	4.0MM FLAT TV CLIPS	BLACK
72CBKF60	6.0MM FLAT TV CLIPS	BLACK





PLASTIC CONDUIT FITTINGS

**PLASTIC CONDUIT BOXES
(To B.S. 4607 Parts 2 & 5)**



ITEM CODE:	DESCRIPTION:	
TERP20W	M20 PVC TERMINAL BOXES	WHITE
TERP20B	M20 PVC TERMINAL BOXES	BLACK
TERP25W	M25 PVC TERMINAL BOXES	WHITE
TERP25B	M25 PVC TERMINAL BOXES	BLACK
THRP20W	M20 PVC THROUGH BOXES	WHITE
THRP20B	M20 PVC THROUGH BOXES	BLACK
THRP25W	M25 PVC THROUGH BOXES	WHITE
THRP25B	M25 PVC THROUGH BOXES	BLACK
TEEP20W	M20 PVC TEE BOXES	WHITE
TEEP20B	M20 PVC TEE BOXES	BLACK
TEEP25W	M25 PVC TEE BOXES	WHITE
TEEP25B	M25 PVC TEE BOXES	BLACK
INTP20W	M20 PVC INTERSECTION BOXES	WHITE
INTP20B	M20 PVC INTERSECTION BOXES	BLACK
INTP25W	M25 PVC INTERSECTION BOXES	WHITE
INTP25B	M25 PVC INTERSECTION BOXES	BLACK
ANGP20W	M20 PVC ANGLE BOXES	WHITE
ANGP20B	M20 PVC ANGLE BOXES	BLACK
ANGP25W	M25 PVC ANGLE BOXES	WHITE
ANGP25B	M25 PVC ANGLE BOXES	BLACK

PLASTIC SOLID BENDS



ITEM CODE:	DESCRIPTION:	
SBP20W	M20 PVC SOLID BENDS	WHITE
SBP20B	M20 PVC SOLID BENDS	BLACK
SBP25W	M25 PVC SOLID BENDS	WHITE
SBP25B	M25 PVC SOLID BENDS	BLACK

PLASTIC SPACER BAR SADDLES

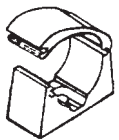


ITEM CODE:	DESCRIPTION:	
SBSP20W	M20 PVC SPACER BAR SADDLES	WHITE
SBSP20B	M20 PVC SPACER BAR SADDLES	BLACK
SBSP25W	M25 PVC SPACER BAR SADDLES	WHITE
SBSP25B	M25 PVC SPACER BAR SADDLES	BLACK

KWIK-CLIP

Plastic Spacer Bar Saddle

- One piece construction
- Rapid Installation
- Complies to BS4607 Part 5



ITEM CODE:	DESCRIPTION:	
KC20W	M20 PVC KWIK-CLIP SADDLES	WHITE
KC20B	M20 PVC KWIK-CLIP SADDLES	BLACK
KC25W	M25 PVC KWIK-CLIP SADDLES	WHITE
KC25B	M25 PVC KWIK-CLIP SADDLES	BLACK

**PLASTIC LOOPING BOXES
4 HOLE KO**



ITEM CODE:	DESCRIPTION:	
LBP4W	4 HOLE PVC LOOPING BOXES	WHITE
LBP4B	4 HOLE PVC LOOPING BOXES	BLACK

PLASTIC CIRCULAR BOX LIDS



ITEM CODE:	DESCRIPTION:	
BLPW	PVC CIRCULAR BOX LIDS	WHITE
BLPB	PVC CIRCULAR BOX LIDS	BLACK

PLASTIC ADAPTORS



ITEM CODE:	DESCRIPTION:	
MAP20W	M20 PVC MALE ADAPTORS	WHITE
MAP20B	M20 PVC MALE ADAPTORS	BLACK
MAP25W	M25 PVC MALE ADAPTORS	WHITE
MAP25B	M25 PVC MALE ADAPTORS	BLACK
FAP20W	M20 PVC FEMALE ADAPTORS	WHITE
FAP20B	M20 PVC FEMALE ADAPTORS	BLACK
FAP25W	M25 PVC FEMALE ADAPTORS	WHITE
FAP25B	M25 PVC FEMALE ADAPTORS	BLACK

PLASTIC LOCK RINGS

ITEM CODE:	DESCRIPTION:	
MLP20W	M20 PLASTIC LOCK RINGS	WHITE
MLP20B	M20 PLASTIC LOCK RINGS	BLACK

PLASTIC COUPLERS



ITEM CODE:	DESCRIPTION:	
SCP20W	M20 PVC COUPLERS	WHITE
SCP20B	M20 PVC COUPLERS	BLACK
SCP25W	M25 PVC COUPLERS	WHITE
SCP25B	M25 PVC COUPLERS	BLACK

PLASTIC INSPECTION BENDS



ITEM CODE:	DESCRIPTION:	
IBP20W	M20 PVC INSPECTION BENDS	WHITE
IBP20B	M20 PVC INSPECTION BENDS	BLACK
IBP25W	M25 PVC INSPECTION BENDS	WHITE
IBP25B	M25 PVC INSPECTION BENDS	BLACK

PLASTIC INSPECTION TEES



ITEM CODE:	DESCRIPTION:	
ITP20W	M20 PVC INSPECTION TEES	WHITE
ITP20B	M20 PVC INSPECTION TEES	BLACK
ITP25W	M25 PVC INSPECTION TEES	WHITE
ITP25B	M25 PVC INSPECTION TEES	BLACK

PLASTIC INSPECTION ELBOWS



ITEM CODE:	DESCRIPTION:	
IEP20W	M20 PVC INSPECTION ELBOWS	WHITE
IEP20B	M20 PVC INSPECTION ELBOWS	BLACK

BENDING SPRINGS

For Plastic conduit



ITEM CODE:	DESCRIPTION:	
BS20L	M20 LIGHT GAUGE BENDING SPRING	
BS25L	M25 LIGHT GAUGE BENDING SPRING	
BS20H	M20 HEAVY GAUGE BENDING SPRING	
BS25H	M25 HEAVY GAUGE BENDING SPRING	

ADHESIVE



ITEM CODE:	DESCRIPTION:	
AD250	PVC SOLVENT ADHESIVE 250ML	



PIERCED COPPER EARTHING STRIP



ITEM CODE:	DESCRIPTION:
CES	PIERCED COPPER EARTH STRIP

IP68 PLASTIC GLANDS

Available in black, white, grey & red. Locknuts sold separately.

ITEM CODE:	DESCRIPTION:	
NCG1637IP68B	M16(3-7) IP68 PLASTIC	BLACK
NCG1637IP68G	M16(3-7) IP68 PLASTIC	GREY
NCG1637IP68R	M16(3-7) IP68 PLASTIC	RED
NCG1637IP68W	M16(3-7) IP68 PLASTIC	WHITE
NCG16510IP68B	M16(5-10) IP68 PLASTIC	BLACK
NCG16510IP68G	M16(5-10) IP68 PLASTIC	GREY
NCG16510IP68R	M16(5-10) IP68 PLASTIC	RED
NCG16510IP68W	M16(5-10) IP68 PLASTIC	WHITE
NCG2049IP68B	M20(4-9) IP68 PLASTIC	BLACK
NCG2049IP68G	M20(4-9) IP68 PLASTIC	GREY
NCG2049IP68R	M20(4-9) IP68 PLASTIC	RED
NCG2049IP68W	M20(4-9) IP68 PLASTIC	WHITE
NCG20612IP68B	M20(6-12) IP68 PLASTIC	BLACK
NCG20612IP68G	M20(6-12) IP68 PLASTIC	GREY
NCG20612IP68R	M20(6-12) IP68 PLASTIC	RED
NCG20612IP68W	M20(6-12) IP68 PLASTIC	WHITE
NCG201014IP68B	M20(10-14) IP68 PLASTIC	BLACK
NCG201014IP68G	M20(10-14) IP68 PLASTIC	GREY
NCG201014IP68R	M20(10-14) IP68 PLASTIC	RED
NCG201014IP68W	M20(10-14) IP68 PLASTIC	WHITE
NCG25914IP68B	M25(9-14) IP68 PLASTIC	BLACK
NCG25914IP68G	M25(9-14) IP68 PLASTIC	GREY
NCG25914IP68R	M25(9-14) IP68 PLASTIC	RED
NCG25914IP68W	M25(9-14) IP68 PLASTIC	WHITE
NCG251318IP68B	M25(13-18) IP68 PLASTIC	BLACK
NCG251318IP68G	M25(13-18) IP68 PLASTIC	GREY
NCG251318IP68R	M25(13-18) IP68 PLASTIC	RED
NCG251318IP68W	M25(13-18) IP68 PLASTIC	WHITE
NCG321825IP68B	M32(18-25) IP68 PLASTIC	BLACK
NCG321825IP68G	M32(18-25) IP68 PLASTIC	GREY
NCG321825IP68R	M32(18-25) IP68 PLASTIC	RED
NCG321825IP68W	M32(18-25) IP68 PLASTIC	WHITE
NCG402232IP68B	M40(22-32) IP68 PLASTIC	BLACK
NCG402232IP68G	M40(22-32) IP68 PLASTIC	GREY
NCG402232IP68R	M40(22-32) IP68 PLASTIC	RED
NCG402232IP68W	M40(22-32) IP68 PLASTIC	WHITE
NCG503038IP68B	M50(30-38) IP68 PLASTIC	BLACK
NCG503038IP68G	M50(30-38) IP68 PLASTIC	GREY
NCG503038IP68R	M50(30-38) IP68 PLASTIC	RED
NCG503038IP68W	M50(30-38) IP68 PLASTIC	WHITE
NCG633244IP68B	M63(32-44) IP68 PLASTIC	BLACK
NCG633244IP68G	M63(32-44) IP68 PLASTIC	GREY
NCG633244IP68R	M63(32-44) IP68 PLASTIC	RED
NCG633244IP68W	M63(32-44) IP68 PLASTIC	WHITE

PLASTIC TRS GLANDS

Available in black, white, grey & red



ITEM CODE:	DESCRIPTION:	
NCG1647B	M16(4-7) PLASTIC TRS	BLACK
NCG1647G	M16(4-7) PLASTIC TRS	GREY
NCG1647R	M16(4-7) PLASTIC TRS	RED
NCG1647W	M16(4-7) PLASTIC TRS	WHITE
NCG16710B	M16(7-10.5) PLASTIC TRS	BLACK
NCG16710G	M16(7-10.5) PLASTIC TRS	GREY
NCG16710R	M16(7-10.5) PLASTIC TRS	RED
NCG16710W	M16(7-10.5) PLASTIC TRS	WHITE
NCG2047B	M20(4-7) PLASTIC TRS	BLACK
NCG2047G	M20(4-7) PLASTIC TRS	GREY
NCG2047R	M20(4-7) PLASTIC TRS	RED
NCG2047W	M20(4-7) PLASTIC TRS	WHITE
NCG20710B	M20(7-10.5) PLASTIC TRS	BLACK
NCG20710G	M20(7-10.5) PLASTIC TRS	GREY
NCG20710R	M20(7-10.5) PLASTIC TRS	RED
NCG20710W	M20(7-10.5) PLASTIC TRS	WHITE
NCG20813B	M20(8-13) PLASTIC TRS	BLACK
NCG20813G	M20(8-13) PLASTIC TRS	GREY
NCG20813R	M20(8-13) PLASTIC TRS	RED
NCG20813W	M20(8-13) PLASTIC TRS	WHITE
NCG25813B	M25(8-13) PLASTIC TRS	BLACK
NCG25813G	M25(8-13) PLASTIC TRS	GREY
NCG25813R	M25(8-13) PLASTIC TRS	RED
NCG25813W	M25(8-13) PLASTIC TRS	WHITE
NCG251218B	M25(12-18) PLASTIC TRS	BLACK
NCG251218G	M25(12-18) PLASTIC TRS	GREY
NCG251218R	M25(12-18) PLASTIC TRS	RED
NCG251218W	M25(12-18) PLASTIC TRS	WHITE
NCG321824B	M32(18-24.5) PLASTIC TRS	BLACK
NCG321824G	M32(18-24.5) PLASTIC TRS	GREY
NCG321824R	M32(18-24.5) PLASTIC TRS	RED
NCG321824W	M32(18-24.5) PLASTIC TRS	WHITE

PLASTIC LOCKNUTS

ITEM CODE:	DESCRIPTION:	
LNP16B	M16 PLASTIC LOCKNUTS	BLACK
LNP16G	M16 PLASTIC LOCKNUTS	GREY
LNP16R	M16 PLASTIC LOCKNUTS	RED
LNP16W	M16 PLASTIC LOCKNUTS	WHITE
LNP20B	M20 PLASTIC LOCKNUTS	BLACK
LNP20G	M20 PLASTIC LOCKNUTS	GREY
LNP20R	M20 PLASTIC LOCKNUTS	RED
LNP20W	M20 PLASTIC LOCKNUTS	WHITE
LNP25B	M25 PLASTIC LOCKNUTS	BLACK
LNP25G	M25 PLASTIC LOCKNUTS	GREY
LNP25R	M25 PLASTIC LOCKNUTS	RED
LNP25W	M25 PLASTIC LOCKNUTS	WHITE
LNP32B	M32 PLASTIC LOCKNUTS	BLACK
LNP32G	M32 PLASTIC LOCKNUTS	GREY
LNP32R	M32 PLASTIC LOCKNUTS	RED
LNP32W	M32 PLASTIC LOCKNUTS	WHITE
LNP40B	M40 PLASTIC LOCKNUTS	BLACK
LNP40G	M40 PLASTIC LOCKNUTS	GREY
LNP40R	M40 PLASTIC LOCKNUTS	RED
LNP40W	M40 PLASTIC LOCKNUTS	WHITE
LNP50B	M50 PLASTIC LOCKNUTS	BLACK
LNP50G	M50 PLASTIC LOCKNUTS	GREY
LNP50R	M50 PLASTIC LOCKNUTS	RED
LNP50W	M50 PLASTIC LOCKNUTS	WHITE
LNP63B	M63 PLASTIC LOCKNUTS	BLACK
LNP63G	M63 PLASTIC LOCKNUTS	GREY
LNP63R	M63 PLASTIC LOCKNUTS	RED
LNP63W	M63 PLASTIC LOCKNUTS	WHITE



IP68 BRASS NICKLE PLATED GLANDS

ITEM CODE:	DESCRIPTION:
NCG1649IP68NP	M16(4-9.5) IP68 BRASS NICKLE PLATED
NCG20713IP68NP	M20(7-13) IP68 BRASS NICKLE PLATED
NCG25816IP68NP	M25(8-16) IP68 BRASS NICKLE PLATED
NCG321121IP68NP	M32(11-21) IP68 BRASS NICKLE PLATED
NCG401527IP68NP	M40(15-27) IP68 BRASS NICKLE PLATED
NCG502235IP68NP	M50(22-35) IP68 BRASS NICKLE PLATED
NCG633548IP68NP	M63(35-48) IP68 BRASS NICKLE PLATED

IP68 BRASS NICKLE PLATED LOCKNUTS

ITEM CODE:	DESCRIPTION:
LNB16NP	M16 BRASS LOCKNUTS NICKLE PLATED
LNB20NP	M20 BRASS LOCKNUTS NICKLE PLATED
LNB25NP	M25 BRASS LOCKNUTS NICKLE PLATED
LNB32NP	M32 BRASS LOCKNUTS NICKLE PLATED
LNB40NP	M40 BRASS LOCKNUTS NICKLE PLATED
LNB50NP	M50 BRASS LOCKNUTS NICKLE PLATED
LNB63NP	M63 BRASS LOCKNUTS NICKLE PLATED

PLASTIC STOPPING PLUGS

ITEM CODE:	DESCRIPTION:
HSP16B	M16 PLASTIC STOPPING PLUGS BLACK
HSP16W	M16 PLASTIC STOPPING PLUGS WHITE
HSP20B	M20 PLASTIC STOPPING PLUGS BLACK
HSP20W	M20 PLASTIC STOPPING PLUGS WHITE
HSP25B	M25 PLASTIC STOPPING PLUGS BLACK
HSP25W	M25 PLASTIC STOPPING PLUGS WHITE

PLASTIC REDUCERS

ITEM CODE:	DESCRIPTION:
REDP2016B	M20 X 16 PLASTIC REDUCERS BLACK
REDP2016G	M20 X 16 PLASTIC REDUCERS GREY
REDP2016R	M20 X 16 PLASTIC REDUCERS RED
REDP2016W	M20 X 16 PLASTIC REDUCERS WHITE
REDP2520B	M25 X 20 PLASTIC REDUCERS BLACK
REDP2520G	M25 X 20 PLASTIC REDUCERS GREY
REDP2520R	M25 X 20 PLASTIC REDUCERS RED
REDP2520W	M25 X 20 PLASTIC REDUCERS WHITE
REDP3225B	M32 X 25 PLASTIC REDUCERS BLACK
REDP3225G	M32 X 25 PLASTIC REDUCERS GREY
REDP3225R	M32 X 25 PLASTIC REDUCERS RED
REDP3225W	M32 X 25 PLASTIC REDUCERS WHITE

ALL ROUND FIXING BAND P.V.C. COATED



ITEM CODE:	DESCRIPTION:
ARB12B	12MM 10MTR BLACK
ARB12O	12MM 10MTR ORANGE
ARB12R	12MM 10MTR RED
ARB12W	12MM 10MTR WHITE
ARB17B	17MM 10MTR BLACK
ARB17O	17MM 10MTR ORANGE
ARB17R	17MM 10MTR RED
ARB17W	17MM 10MTR WHITE
ARB12G	12MM 10MTR GALV.
ARB17G	17MM 10MTR GALV.

EARTHING RODS (Copperbond)



ITEM CODE:	DESCRIPTION:
CBER06	3/8" DIA X 4FT LONG EARTH RODS
CBER10	5/8" DIA X 4FT LONG EARTH RODS
CCL06	3/8" EARTH ROD CAST CLAMP
MCL06	3/8" EARTH ROD MACHINED CLAMP
CCL10	5/8" EARTH ROD CAST CLAMP
DS10	5/8" EARTH ROD DRIVING STUD
EC10	5/8" EARTH ROD EXTERNAL
EEB	EARTH ELECTRODE BOX

ADJUSTABLE EARTH CLAMPS

(Packs of 20)



ITEM CODE:	DESCRIPTION:
D14	D14 ADJUSTABLE EARTH CLAMPS
D14/2	D14/2 ADJUSTABLE EARTH CLAMPS
D14/3	D14/3 ADJUSTABLE EARTH CLAMPS
D15	D15 ADJUSTABLE EARTH CLAMPS
D15/2	D15/2 ADJUSTABLE EARTH CLAMPS
D15/3	D15/3 ADJUSTABLE EARTH CLAMPS
D16	D16 ADJUSTABLE EARTH CLAMPS
D16/2	D16/2 ADJUSTABLE EARTH CLAMPS
D16/3	D16/3 ADJUSTABLE EARTH CLAMPS
ECL	EARTH CLAMP LABEL
RADC	RADIATOR CLAMP KIT



**CRIMP TERMINALS & CONNECTORS
0.5-1.5MM RED**



ITEM CODE:	DESCRIPTION:
IR1543	IR1543 RED RING TERMINALS
IR1553	IR1553 RED RING TERMINALS
IF1543	IF1543 RED FORK TERMINALS
IF1553	IF1553 RED FORK TERMINALS
IP1512	IP1512 RED PIN TERMINALS
IBL1518	IBL1518 RED BLADE TERMINALS
IS1515	IS1515 RED SPLICES
IPO1563	IPO1563 RED PUSH ON FERRULES
IPOM1563	IPOM1563 RED PUSH ON MALE
IPB1563	IPB1563 RED P/O PIG BACKS
IPO1563TI	IPO1563TI RED P/O FEMALE

COPPER TUBE TERMINALS



ITEM CODE:	DESCRIPTION:
CT105	CT105 10MM CABLE COPPER TUBE
CT106	CT106 10MM CABLE COPPER TUBE
CT108	CT108 10MM CABLE COPPER TUBE
CT1010	CT1010 10MM CABLE COPPER TUBE
CT1012	CT1012 12MM CABLE COPPER TUBE
CT166	CT166 16MM CABLE COPPER TUBE
CT168	CT168 16MM CABLE COPPER TUBE
CT1610	CT1610 16MM CABLE COPPER TUBE
CT1612	CT1612 16MM CABLE COPPER TUBE
CT256	CT256 25MM CABLE COPPER TUBE
CT258	CT258 25MM CABLE COPPER TUBE
CT2510	CT2510 25MM CABLE COPPER TUBE
CT2512	CT2512 25MM CABLE COPPER TUBE
CT358	CT358 35MM CABLE COPPER TUBE
CT3510	CT3510 35MM CABLE COPPER TUBE
CT3512	CT3512 35MM CABLE COPPER TUBE
CT508	CT508 50MM CABLE COPPER TUBE
CT5010	CT5010 50MM CABLE COPPER TUBE
CT5012	CT5012 50MM CABLE COPPER TUBE
CT708	CT708 70MM CABLE COPPER TUBE
CT7010	CT7010 70MM CABLE COPPER TUBE
CT7012	CT7012 70MM CABLE COPPER TUBE
CT7016	CT7016 70MM CABLE COPPER TUBE
CT958	CT958 95MM CABLE COPPER TUBE
CT9510	CT9510 95MM CABLE COPPER TUBE
CT9512	CT9512 95MM CABLE COPPER TUBE
CT9516	CT9516 95MM CABLE COPPER TUBE
CT1208	CT1208 120MM CABLE COPPER TUBE
CT12010	CT12010 120MM CABLE COPPER TUBE
CT12012	CT12012 120MM CABLE COPPER TUBE
CT12016	CT12016 120MM CABLE COPPER TUBE
CT15010	CT15010 150MM CABLE COPPER TUBE
CT15012	CT15012 150MM CABLE COPPER TUBE
CT15016	CT15016 150MM CABLE COPPER TUBE
CT18510	CT18510 185MM CABLE COPPER TUBE
CT18512	CT18512 185MM CABLE COPPER TUBE
CT18516	CT18516 185MM CABLE COPPER TUBE

**CRIMP TERMINALS & CONNECTORS
1.5-2.5MM BLUE**



ITEM CODE:	DESCRIPTION:
IR2543	IR2543 BLUE RING TERMINALS
IR2553	IR2553 BLUE RING TERMINALS
IR2565	IR2565 BLUE RING TERMINALS
IF2543	IF2543 BLUE FORK TERMINALS
IF2553	IF2553 BLUE FORK TERMINALS
IP2512	IP2512 BLUE PIN TERMINALS
IBL2518	IBL2518 BLUE BLADE TERMINALS
IS2525	IS2525 BLUE SPLICES
IPO2563	IPO2563 BLUE PUSH ON FEMALE
IPOM2563	IPOM2563 BLUE PUSH ON MALE
IPB2563	IPB2563 BLUE P/O PIG BACKS
IPO2563TI	IPO2563TI P/O BLUE FEMALE

**CRIMP TERMINALS & CONNECTORS
4.0-6.0MM YELLOW**



ITEM CODE:	DESCRIPTION:
IR643	IR643 YELLOW RING TERMINALS
IR653	IR653 YELLOW RING TERMINALS
IR665	IR665 YELLOW RING TERMINALS
IR685	IR685 YELLOW RING TERMINALS
IF643	IF643 YELLOW FORK TERMINALS
IF653	IF653 YELLOW FORK TERMINALS
IP614	IP614 YELLOW PIN TERMINALS
IS66	IS66 YELLOW SPLICES
IPO663	IPO663 YELLOW PUSH ON FEMALE
IPO695	IPO695 YELLOW PUSH ON FEMALE
IPOM663	IPOM663 YELLOW PUSH ON MALE
IPO663TI	IPO663TI YELLOW P/O FEMALE



**P.V.C. ADHESIVE LABELS
ZT RANGE**

ITEM CODE:	DESCRIPTION:
ZKT5322	ZKT5322 80 X 35 PVC ADHESIVE
ZKT5323	ZKT5323 80 X 35 PVC ADHESIVE
ZKT5351	ZKT5351 80 X 35 PVC ADHESIVE
ZKT5357	ZKT5357 80 X 35 PVC ADHESIVE
ZKT5360	ZKT5360 80 X 35 PVC ADHESIVE

TRIANGULAR & COMBINED

ITEM CODE:	DESCRIPTION:
KTZ5322	KTZ5322 35 X 80 TRIANGULAR
KTZ5323	KTZ5323 35 X 80 TRIANGULAR
KTZ5329	KTZ5329 35 X 80 TRIANGULAR
KTZ5351	KTZ5351 35 X 80 TRIANGULAR
KTZ5352	KTZ5352 35 X 80 TRIANGULAR
KTZ5369	KTZ5369 35 X 80 TRIANGULAR
HPZ5322	HPZ5322 64 X 50 TRIANGULAR
HPZ5323	HPZ5323 64 X 50 TRIANGULAR
HPZ5329	HPZ5329 64 X 50 TRIANGULAR
HPZ5351	HPZ5351 64 X 50 TRIANGULAR
HPZ5352	HPZ5352 64 X 50 TRIANGULAR
HPZ5369	HPZ5369 64 X 50 TRIANGULAR

RECTANGULAR LABELS

ITEM CODE:	DESCRIPTION:
KT5321	KT5321 80 X 35 RECTANGULAR
KT5322	KT5322 80 X 35 RECTANGULAR
KT5323	KT5323 80 X 35 RECTANGULAR
KT5329	KT5329 80 X 35 RECTANGULAR
KT5351	KT5351 80 X 35 RECTANGULAR
KT5361	KT5361 80 X 35 RECTANGULAR
KT5369	KT5369 80 X 35 RECTANGULAR
KT53863	KT53863 35 X 80 RECTANGULAR

**VINYL ELECTRICAL
WARNING LABELS**

ITEM CODE:	DESCRIPTION:
V5322	V5322 50 X 25 VINYL WARNING
V5323	V5323 50 X 25 VINYL WARNING
V5328	V5328 50 X 25 VINYL WARNING
V5351	V5351 50 X 25 VINYL WARNING
V5357	V5357 50 X 25 VINYL WARNING
TESTED	TESTED 40 X 25 VINYL WARNING
REJECTED	REJECTED 40 X 20 VINYL WARNING
V5389	V5389 85 X 55 VINYL WARNING
V5390	V5390 85 X 55 VINYL WARNING
V53863	V53863 80 X 35 VINYL WARNING

PLEASE NOTE ALL LABELS ON A ROLL HAVE 500 LABELS EXCEPT THE V5389, V5390 AND V53863 WHICH HAVE 250 LABELS ONLY

DANGER 240 VOLTS
ZKT 5322

DANGER 415 VOLTS
ZKT5323

DANGER LIVE TERMINALS
ZKT5351

DANGER ISOLATE ELSEWHERE
ZKT5357

WARNING ISOLATE SUPPLY BEFORE OPENING COVER
ZKT5360

DANGER 240 VOLTS
KTZ5322
HPZ5322

DANGER 415 VOLTS
KTZ5323
HPZ5323

MAIN SWITCH
KTZ5329
HPZ5329

DANGER LIVE TERMINALS
KTZ5351
HPZ5351

DANGER HIGH VOLTAGE
KTZ5352
HPZ5352

ISOLATE ELSEWHERE BEFORE OPENING
KTZ5369
HPZ5369

DANGER 230 VOLTS
KT5321

DANGER 240 VOLTS
KT5322

DANGER 415 VOLTS
KT5323

MAIN SWITCH
KT5329

DANGER LIVE TERMINALS
KT5351

DO NOT SWITCH OFF
KT5361

SAFETY ELECTRICAL CONNECTION DO NOT REMOVE
KT53863

ISOLATE ELSEWHERE BEFORE OPENING
KT5369

DANGER 240 VOLTS
V5322

DANGER 415 VOLTS
V5323

DANGER 110 VOLTS
V5328

DANGER LIVE TERMINALS
V5351

DANGER ISOLATE ELSEWHERE
V5357

TESTED
TESTED

REJECTED
REJECTED

CAUTION
V5389

IMPORTANT
V5390


SAFETY ELECTRICAL CONNECTION DO NOT REMOVE
V53863



CABLE PROTECTORS

Black rubber cable protectors are used to protect loose trailing leads from damage and prevent personnel from tripping over them. The tapered edges and non-slip ribbed bases ensure that the protectors lie neatly and safely in most areas. The quickfit type has robust side pieces that give considerable protection against arduous conditions, and is pre-slit to allow easy fitting to most cables or pipes.

The ribbon cable type is suitable for protecting ribbon cables upto 34-way.



Cat No.	Size	STD Pack	
CP1	Bore 14mm Width 108mm	9 metres	
CP2	Bore 13mm Width 88mm	9 metres	
CP3	Bore 30mm x 10mm Width 80mm	9 metres	
CP4	Bore 11mm each hole Width 83mm	9 metres	
CP5	Bore 11mm Width 73mm	9 metres	
CP6	Bore 23mm Width 135mm	9 metres	
CP7	Bore 8mm x 6mm Width 60mm	9 metres	
CP8	Bore 15mm x 10mm Width 98mm	9 metres	
CP9	Bore 50mm x 3mm Width 100mm	9 metres	
CP10	Bore 14mm x 8mm Width 68mm	9 metres	
CP13	Bore 20mm x 13mm Width 80mm	9 metres	
CP14	Bore 10mm Width 76mm	9 metres	
CP50	Bore 50mm Width 350mm	3 metres	
CP60	Bore 23mm Width 156mm	4.5 metres	
CP 600	Bore 23mm Width 178mm	4.5 metres	
CP 650	Bore 26mm Width 145mm	5 metres	
CP 700	Bore 32/16mm x 10mm Width 110mm	9 metres	

AVAILABLE IN BLACK ONLY

01384 77833 01384 263724



STRAIGHT JOINT KITS



Armoured Cables - PVC or XLPE/SWA - CM range
Each kit consists of: mould, resin pack, gloves, earth continuity

ITEM CODE:	DESCRIPTION:
CM0	1.5MM - 6MM (2, 3, 4 CORE)
CM1	10MM - 16MM (2, 3, 4 CORE)
CM2	25MM - 35MM (2, 3, 4 CORE)
CM3	35MM - 70MM (2, 3, 4 CORE)
CM4	95MM - 120MM (2, 3, 4 CORE)
CM5	150MM - 185MM (2, 3, 4 CORE)

BRASS MECHANICAL CONNECTORS



ITEM CODE:	DESCRIPTION:
MC1	1.5MM - 10MM
MC2	16MM - 35MM
MC3	35MM - 70MM

RESIN PACKS



ITEM CODE:	DESCRIPTION:
CR0	200ML RESIN PACK
CR1	450ML RESIN PACK
CR2	1.1L RESIN PACK

'Y' BRANCH JOINT KITS

(with mechanical connectors - 4 per kit)

ITEM CODE:	DESCRIPTION:
SB4	1.5MM - 6MM (2, 3, 4 CORE)
SB10	10MM - 16MM (2, 3, 4 CORE)
SB25	25MM - 35MM (2, 3, 4 CORE)

GEL SEAL



ITEM CODE:	DESCRIPTION:
GSEAL300	300ML GEL SEAL PACK
GSEAL1000	1000ML GEL SEAL PACK


Also available:
Hazardous Area Flameproof Cable Joints
Heat Shrink Cable Joints
High Voltage Cable Joints

EARTH TESTING LINKS (Disconnectable)

Conforms to BSEN ISO 9001:1994 Other sizes available on request.

WITHOUT ENCLOSURE

ITEM CODE:	DESCRIPTION:
DEL1	IN: 1X35 OUT: 1X35
DEL2	IN: 1X35 OUT: 3X36 2X10
DEL1E	IN: 1X35 OUT: 1X35 C/W ENCLOSURE
DEL2E	IN: 1X35 OUT: 3X36 2X10 C/W ENCLOSURE



CONNECTOR BLOCKS

ITEM CODE:	DESCRIPTION:
CB1	100AMP, 1 POLE, 5 WAY, 25MM CAP.
CB2	100AMP, 2 POLE, 5 WAY, 25MM CAP.
CB3	100AMP, 1 POLE, 5 WAY, 35MM CAP.
CB6	100AMP, 2 POLE, 5 WAY, 35MM CAP.
CB9	100AMP, 1 POLE, 5 WAY, 70MM CAP.





PORCELAIN CONNECTORS



ITEM CODE:	DESCRIPTION:
PC051	5AMP 1WAY
PC052CH	5AMP 2WAY WITH CENTRE HOLE
PC053CH	5AMP 3WAY WITH CENTRE HOLE
PC151	15AMP 1WAY
PC152CH	15AMP 2WAY WITH CENTRE HOLE
PC153CH	15AMP 3WAY WITH CENTRE HOLE
PC301	30AMP 1WAY
PC302CH	30AMP 2WAY WITH CENTRE HOLE
PC303CH	30AMP 3WAY WITH CENTRE HOLE

BULKHEAD FITTINGS



ITEM CODE:	DESCRIPTION:
BULKHEAD	IP65 RATED 100WATT MAX B/HEAD

IP 65 Rated 100 watt max tungsten, grey aluminium base with polycarbonate diffuser Complete with heat resistance sleeving & retaining screws



PHOTO ELECTRIC CELLS

ITEM CODE:	DESCRIPTION:
SS4	SS4 PHOTO CELL
SS4KIT	SS4 PHOTO CELL KIT

FLUORESCENT STARTER SWITCHES



ITEM CODE:	DESCRIPTION:
FLST1	UNIVERSAL 4W - 65W 200/250V
FLST2	125W 240V

13 AMP MAINS SOCKET TESTER

If any of the life, neutral or earth cables are not connected, or if the line cable is transposed with either of the other cables then one or more of the lights on the tester will not light up. Diagrams on the tester show the probable fault.



ITEM CODE:	DESCRIPTION:
ST13	13 AMP MAINS SOCKET TESTER

SAFETY THERMOSTAT

In compliance with BSEN60730/BSEN60335-2-73 Incorporates a secondary cut-out which is independent of the main thermostat



ITEM CODE:	DESCRIPTION:
BMST7	7" SAFETY THERMOSTATS
BMST11	11" SAFETY THERMOSTATS
BMST18	18" SAFETY THERMOSTATS

15 AMP CONNECTION BOX -CHOC BOXES-

- Dimensions 47mm wide x 27mm high
- Complete with 15amp Strip Connector
- Screw down reversible cable clamps which all accommodate small round dia. Wire and larger flat 3 core up to 2.5mm cross section
- Detachable snap fit lid which allows easy access to the terminals and external lugs for mounting screws
- Suitable for use with most down light applications



ITEM CODE:	DESCRIPTION:
CB15A	15AMP CONNECTION BOX C/W 15AMP



**SUPERDUO'
Hardened Twinthread
Woodscrews**



Slotted Countersunk Head / Pozi-Drive CSK Bright Zinc Plated

ITEM CODE:	DESCRIPTION:
SSKTT08012Z	8 X 3/4" STEEL SLOT CSK T/T ZINC PL
SRKTT08012Z	8 X 3/4" STEEL POSI CSK T/T ZINC PL
SSKTT08100Z	8 X 1" STEEL SLOT CSK T/T ZINC PL
SRKTT08100Z	8 X 1" STEEL POSI CSK T/T ZINC PL
SSKTT08104Z	8 X 1.1/4" STEEL SLOT CSK T/T ZINC PL
SRKTT08104Z	8 X 1.1/4" STEEL POSI CSK T/T ZINC PL
SSKTT08108Z	8 X 1.1/2" STEEL SLOT CSK T/T ZINC PL
SRKTT08108Z	8 X 1.1/2" STEEL POSI CSK T/T ZINC PL
SSKTT08112Z	8 X 1.3/4" STEEL SLOT CSK T/T ZINC PL
SRKTT08112Z	8 X 1.3/4" STEEL POSI CSK T/T ZINC PL
SSKTT08200Z	8 X 2" STEEL SLOT CSK T/T ZINC PL
SRKTT08200Z	8 X 2" STEEL POSI CSK T/T ZINC PL
SSKTT10100Z	10 X 1" STEEL SLOT CSK T/T ZINC PL
SRKTT10100Z	10 X 1" STEEL POSI CSK T/T ZINC PL
SSKTT10104Z	10 X 1.1/4" STEEL SLOT CSK T/T ZINC PL
SRKTT10104Z	10 X 1.1/4" STEEL POSI CSK T/T ZINC PL
SSKTT10108Z	10 X 1.1/2" STEEL SLOT CSK T/T ZINC PL
SRKTT10108Z	10 X 1.1/2" STEEL POSI CSK T/T ZINC PL
SSKTT10112Z	10 X 1.3/4" STEEL SLOT CSK T/T ZINC PL
SRKTT10112Z	10 X 1.3/4" STEEL POSI CSK T/T ZINC PL
SSKTT10200Z	10 X 2" STEEL SLOT CSK T/T ZINC PL
SRKTT10200Z	10 X 2" STEEL POSI CSK T/T ZINC PL

**RAISED COUNTERSUNK
SCREWS (Nickel Plated)**



ITEM CODE:	DESCRIPTION:
RCSM35025NP	M3.5 X 25 RAISED CSK SCREWS N/P
RCSM35030NP	M3.5 X 30 RAISED CSK SCREWS N/P
RCSM35035NP	M3.5 X 35 RAISED CSK SCREWS N/P
RCSM35035BR	M3.5 X 35 RAISED CSK SCREWS BRASS
RCSM35040NP	M3.5 X 40 RAISED CSK SCREWS N/P
RCSM35050NP	M3.5 X 50 RAISED CSK SCREWS N/P
RCSM35050BR	M3.5 X 50 RAISED CSK SCREWS BRASS
RCSM35060NP	M3.5 X 60 RAISED CSK SCREWS N/P
RCSM35075NP	M3.5 X 75 RAISED CSK SCREWS N/P
RCSM35075BR	M3.5 X 75 RAISED CSK SCREWS BRASS

**2BA BRASS
ROUNDHEAD SCREWS**



ITEM CODE:	DESCRIPTION:
BSRB02008S	2BA X 1/2" BRASS ROUNDHEAD
BSRB02012S	2BA X 3/4" BRASS ROUNDHEAD
BSRB02100S	2BA X 1" BRASS ROUNDHEAD
BSRB02108S	2BA X 1.1/2" BRASS ROUNDHEAD
BSRB02200S	2BA X 2" BRASS ROUNDHEAD

BRASS PAN HEAD SCREWS



ITEM CODE:	DESCRIPTION:
BSPM04006S	M4 X 6 BRASS PAN HEAD SCREWS
BSPM04008S	M4 X 8 BRASS PAN HEAD SCREWS
BSPM04010S	M4 X 10 BRASS PAN HEAD SCREWS
BSPM04012S	M4 X 12 BRASS PAN HEAD SCREWS
BSPM04016S	M4 X 16 BRASS PAN HEAD SCREWS
BSPM04020S	M4 X 20 BRASS PAN HEAD SCREWS
BSPM04025S	M4 X 25 BRASS PAN HEAD SCREWS
BSPM04030S	M4 X 30 BRASS PAN HEAD SCREWS
BSPM04035S	M4 X 35 BRASS PAN HEAD SCREWS
BSPM04040S	M4 X 40 BRASS PAN HEAD SCREWS
BSPM04050S	M4 X 50 BRASS PAN HEAD SCREWS

BRASS NUTS & WASHERS



ITEM CODE:	DESCRIPTION:
BFNM04S	M4 BRASS NUTS
BWM04S	M4 BRASS WASHERS
BFNB02S	2BA BRASS NUTS
BWB02S	2BA BRASS WASHERS

EXTENSION STUDS

ITEM CODE:	DESCRIPTION:
EXTSTUD	M3.5 EXTENSION STUDS

ROOFING BOLTS & NUTS



ITEM CODE:	DESCRIPTION:
RBNM06012Z	M6 X 12 ROOFING BOLTS & NUTS
RBNM06016Z	M6 X 16 ROOFING BOLTS & NUTS
RBNM06020Z	M6 X 20 ROOFING BOLTS & NUTS
RBNM06025Z	M6 X 25 ROOFING BOLTS & NUTS
RBNM06030Z	M6 X 30 ROOFING BOLTS & NUTS
RBNM06035Z	M6 X 35 ROOFING BOLTS & NUTS
RBNM06040Z	M6 X 40 ROOFING BOLTS & NUTS
RBNM06050Z	M6 X 50 ROOFING BOLTS & NUTS
RBNM05020Z	M5 X 20 ROOFING BOLTS & NUTS
RBNM05040Z	M5 X 40 ROOFING BOLTS & NUTS



Starrett®

CONSTANT PITCH BI METAL HOLESAWS



PRODUCT CODE	SIZE (mm)	STARRETT REF.	PRODUCT CODE	SIZE (mm)	STARRETT REF.	PRODUCT CODE	SIZE (mm)	STARRETT REF.
HS14	14	SH0096	HS44	44	SH0134	HS89	89	SH0312
HS16	16	SH0058	HS46	46	SH1136	HS92	92	SH0358
HS17	17	SH1016	HS48	48	SH0178	HS95	95	SH0334
HS19	19	SH0034	HS51	51	SH0200	HS98	98	SH0378
HS20	20	SH2532	HS52	52	SH0216	HS102	102	SH0400
HS21	21	SH1036	HS54	54	SH0218	HS105	105	SH0418
HS22	22	SH0078	HS56	56	SH56MM	HS108	108	SH0414
HS24	24	SH1056	HS57	57	SH0214	HS111	111	SH0438
HS25	25	SH0100	HS59	59	SH0256	HS114	114	SH0412
HS27	27	SH0116	HS60	60	SH0238	HS121	121	SH0434
HS29	29	SH0118	HS64	64	SH0212	HS127	127	SH0500
HS30	30	SH0136	HS65	65	SH0296	HS133	133	SH0514
HS32	32	SH0114	HS67	67	SH0258	HS140	140	SH0512
HS33	33	SH0156	HS68	68	SH68MM	HS152	152	SH0600
HS35	35	SH0138	HS70	70	SH0234	HS160	160	SH160MM
HS37	37	SH0176	HS73	73	SH0278	HS168	168	SH168MM
HS38	38	SH0112	HS76	76	SH0300	HS177	177	SH177MM
HS40	40	SH0196	HS79	79	SH0318	HS210	210	SH210MM
HS41	41	SH0158	HS83	83	SH0314			
HS43	43	SH1116	HS86	86	SH0388			

Starrett®

ARBORS



PRODUCT CODE	HOLESAW DIAMETER	STARRETT REF.	DESCRIPTION
ARBA1	14-30mm	AY1385	A1 ARBOR
ARBA2	32-210mm	AY141	A2 ARBOR QUICK HITCH
ARBA4	14-30mm	AY1451	A4 ARBOR
ARBA10	32-152mm	AY1485	A10 ARBOR QUICK HITCH
ARB1738	32-210mm	AY2274	A17-38 LOCKING ARBOR
ARB1712	38-210mm	AY2274	A17-12 LOCKING ARBOR
ARBA19	14-140mm	AY228	A19 "OOPS" ARBORS
ARBA1SDS	14-30mm	AY154	A1-1 SDS PLUS SHANK ARBOR
ARBA2SDS	32-152mm	AY155	A2-1 SDS PLUS SHANK ARBOR
ARBADA12	N/A	AY255	A12 ARBOR ADAPTOR
ESA7	N/A	AY240	A7 EJECTOR SPRING

ARBOR EXTENSIONS

PRODUCT CODE	COMPATIBLE ARBORS	STARRETT REF.
ARBEXTA5SDS	A2, A17-12, XA2	AY219
ARBEXTA15SDS	A1, A10, A17-38, XA1, XA10, XA17-38	AY221

PILOT DRILLS

PRODUCT CODE	COMPATIBLE ARBORS	STARRETT REF.
A014CPD	All Arbors	AY209
A014CEPD	Fast Cut Multi Purpose Arbors	AY2091

QUICK CHANGE CONNECTORS

PRODUCT CODE	COMPATIBLE ARBORS
AQC14	A4, XA4C, All Bi Metal Cordless Smooth Cutting Hole Saws
AQC38	A1, XA1, A10, XA10, A17-38, XA17-38, Quickshot Range
ASC12	A1, A4

Starrett®

ELECTRICIANS HOLE SAW KITS



PRODUCT CODE	KIT SPECIFICATION
KS2000E	M16, M20, M25, M29, M44, M51 Holesaws A1, A10 Arbors, A7 Ejector Spring
KS2000DE	M16, M20, M22, M25, M29, M35, M44, M51, M64, M68 M76 Holesaws, A1, A2 Arbors, A7 Ejector Spring

HOLE SAW COWL KIT



Perfect Accessory for collecting dust, swarf and debris from work area, particularly on vertical sawing

ITEM CODE:	DESCRIPTION:
KHC1	KHC1 HOLESAW COWL KIT
AHC1	AHC1 COWL ARBOR ASSEMBLY
AHC12	AHC12 13MM (1/2") SNAP ON ADAPTOR
AHC58	AHC58 16MM (5/8") SNAP ON ADAPTOR
AHC2	AHC2 COWL COVER ONLY

HOLE SAW COWL

A lower cost alternative to the Hole Saw Cowl Kit

ITEM CODE:	DESCRIPTION:
DB1	DB1 HOLE SAW COWL



Starrett®

ULTI-MATE from Starrett offers super fast, tool free changes between different diameters of hole saw, without adjustment of the drill chuck. Removal of cores from a hole saw after a cut is also much improved by the rapid release of the hole saw from the arbor.

ULTI-MATE HOLE SAW ARBOR

PRODUCT CODE: DESCRIPTION:

UMA3 ARBOR WITH PILOT DRILL



UMA3-3 3 ADAPTERS FOR 14-30MM 9/16"-1.3/16"



UMA3-4 3 ADAPTERS FOR 32-102MM 1.1/4"-4"



UMA3-5 HEAVY DUTY ADAPTER 102MM 4"+



UMA3-6 ARBOR WITH PILOT DRILL + 2 ADAPTERS



UMA3-7 ARBOR + PILOT DRILL + CP HOLE SAW



UMA3-8 ARBOR + PILOT DRILL + DP HOLE SAW



UMA014M REPLACEMENT PILOT DRILL





LAWSON FUSES 

PLUG TOP FUSE LINK

BS1362

ITEM CODE:	DESCRIPTION:
PTF01	1AMP PLUG TOP FUSES
PTF02	2AMP PLUG TOP FUSES
PTF03	3AMP PLUG TOP FUSES
PTF05	5AMP PLUG TOP FUSES
PTF07	7AMP PLUG TOP FUSES
PTF10	10AMP PLUG TOP FUSES
PTF13	13AMP PLUG TOP FUSES



TYPE - MES

COMPACT DIMENSION FUSE-LINKS

ITEM CODE:	DESCRIPTION:
MES10	MES10 FUSES
MES16	MES16 FUSES
MES20	MES20 FUSES
MES25	MES25 FUSES
MES32	MES32 FUSES
MES40	MES40 FUSES
MES50	MES50 FUSES
MES63	MES63 FUSES

COMPACT DIMENSION FUSE-LINKS

TYPE - NS

ITEM CODE:	DESCRIPTION:
NS2	NS2 FUSES
NS4	NS4 FUSES
NS6	NS6 FUSES
NS10	NS10 FUSES
NS16	NS16 FUSES
NS20	NS20 FUSES
NS25	NS25 FUSES
NS32	NS32 FUSES

STREET LIGHTING CUT OUT FUSE-LINKS



TYPE - LST

ITEM CODE:	DESCRIPTION:
LST2	LST2 FUSES
LST4	LST4 FUSES
LST6	LST6 FUSES
LST10	LST10 FUSES
LST16	LST16 FUSES
LST20	LST20 FUSES
LST25	LST25 FUSES
LST32	LST32 FUSES

LAWSON FUSES 

GENERAL PURPOSE FUSE-LINKS



TYPE - MD

ITEM CODE:	DESCRIPTION:
MD2	MD2 FUSES
MD4	MD4 FUSES
MD6	MD6 FUSES
MD10	MD10 FUSES
MD16	MD16 FUSES
MD20	MD20 FUSES
MD25	MD25 FUSES
MD32	MD32 FUSES

HOUSE SERVICE CUT-OUT FUSE-LINKS



TYPE - ME

ITEM CODE:	DESCRIPTION:
ME5	ME5 FUSES
ME10	ME10 FUSES
ME15	ME15 FUSES
ME20	ME20 FUSES
ME25	ME25 FUSES
ME30	ME30 FUSES
ME40	ME40 FUSES
ME50	ME50 FUSES
ME60	ME60 FUSES
ME100	ME100 FUSES

HOUSE SERVICE CUT-OUT FUSE-LINKS



TYPE - MF

ITEM CODE:	DESCRIPTION:
MF20	MF20 FUSES
MF30	MF30 FUSES
MF40	MF40 FUSES
MF50	MF50 FUSES
MF60	MF60 FUSES
MF80	MF80 FUSES
MF100	MF100 FUSES

N.B. ITEMS LISTED ARE ONLY A SMALL PART OF THE LAWSON RANGE PLEASE CALL OUR SALES OFFICE FOR DETAILS ON OTHER TYPES OF FUSES



LAWSON FUSES

INDUSTRIAL FUSE-LINKS WITH BOLTED CONNECTIONS 415V.2.C



OFFSET TAG

TYPE - NIT

ITEM CODE:	DESCRIPTION:
NIT2	NIT2 FUSES
NIT4	NIT4 FUSES
NIT6	NIT6 FUSES
NIT10	NIT10 FUSES
NIT16	NIT16 FUSES
NIT20	NIT20 FUSES
NIT25	NIT25 FUSES
NIT32	NIT32 FUSES



MOTOR RATED

TYPE - NIT

ITEM CODE:	DESCRIPTION:
NIT20M25	NIT20M25 FUSES
NIT20M32	NIT20M32 FUSES



OFFSET TAG

TYPE - TIA

ITEM CODE:	DESCRIPTION:
TIA2	TIA2 FUSES
TIA4	TIA4 FUSES
TIA6	TIA6 FUSES
TIA10	TIA10 FUSES
TIA16	TIA16 FUSES
TIA20	TIA20 FUSES
TIA25	TIA25 FUSES
TIA32	TIA32 FUSES



MOTOR RATED

TYPE - TIA

ITEM CODE:	DESCRIPTION:
TIA32M40	TIA32M40 FUSES
TIA32M50	TIA32M50 FUSES
TIA32M63	TIA32M63 FUSES

LAWSON FUSES

INDUSTRIAL FUSE-LINKS WITH BOLTED CONNECTIONS 415V.2.C



OFFSET TAG

TYPE - TIS

ITEM CODE:	DESCRIPTION:
TIS40	TIS40 FUSES
TIS50	TIS50 FUSES
TIS63	TIS63 FUSES
TIS80	TIS80 FUSES
TIS100	TIS100 FUSES



MOTOR RATED

TYPE - TIS

ITEM CODE:	DESCRIPTION:
TIS63M80	TIS63M80 FUSES
TIS63M100	TIS63M100 FUSES
TIS100M125	TIS100M125 FUSES



OFFSET TAG

TYPE - TCP

ITEM CODE:	DESCRIPTION:
TCP6	TCP6 FUSES
TCP10	TCP10 FUSES
TCP16	TCP16 FUSES
TCP20	TCP20 FUSES
TCP25	TCP25 FUSES
TCP32	TCP32 FUSES
TCP40	TCP40 FUSES
TCP50	TCP50 FUSES
TCP63	TCP63 FUSES
TCP80	TCP80 FUSES
TCP100	TCP100 FUSES



MOTOR RATED

TYPE - TCP

ITEM CODE:	DESCRIPTION:
TCP100M125	TCP100M125 FUSES
TCP100M160	TCP100M160 FUSES
TCP100M200	TCP100M200 FUSES

N.B. ITEMS LISTED ARE ONLY A SMALL PART OF THE LAWSON RANGE PLEASE CALL OUR SALES OFFICE FOR DETAILS ON OTHER TYPES OF FUSES



LAWSON FUSES

INDUSTRIAL FUSE-LINKS WITH BOLTED CONNECTIONS 415V.2.C

CONSUMER UNIT FUSE LINKS



ITEM CODE:	DESCRIPTION:
LA2	LA2 FUSES
LA5	LA5 FUSES
LC2	LC2 FUSES
LC5	LC5 FUSES
LC10	LC10 FUSES
LC15	LC15 FUSES
LC20	LC20 FUSES
LD20	LD20 FUSES
LD30	LD30 FUSES
LK40	LK40 FUSES
LK45	LK45 FUSES



OFFSET TAG

TYPE - TFP

ITEM CODE:	DESCRIPTION:
TFP125	TFP125 FUSES
TFP160	TFP160 FUSES
TFP200	TFP200 FUSES



CENTRAL TAG

TYPE - TC

ITEM CODE:	DESCRIPTION:
TC80	TC80 FUSES
TC100	TC100 FUSES

LAWSON FUSES

INDUSTRIAL FUSE-LINKS WITH BOLTED CONNECTIONS 415V.2.C

MOTOR RATED

TYPE - TC

ITEM CODE:	DESCRIPTION:
TC100M125	TC100M125 FUSES
TC100M160	TC100M160 FUSES
TC100M200	TC100M200 FUSES



CENTRAL TAG

TYPE - TF

ITEM CODE:	DESCRIPTION:
TF125	TF125 FUSES
TF160	TF160 FUSES
TF200	TF200 FUSES



CENTRAL TAG

TYPE - TKF

ITEM CODE:	DESCRIPTION:
TKF250	TKF250 FUSES
TKF315	TKF315 FUSES



CENTRAL TAG

TYPE - TMF

ITEM CODE:	DESCRIPTION:
TMF315	TMF315 FUSES
TMF355	TMF355 FUSES
TMF400	TMF400 FUSES

N.B. ITEMS LISTED ARE ONLY A SMALL PART OF THE LAWSON RANGE PLEASE CALL OUR SALES OFFICE FOR DETAILS ON OTHER TYPES OF FUSES

DYSON G&J HALL

SCREWING TOOLS



Stocks

CODE:	DESCRIPTION:
STOCK	M16/20/25 DIE STOCKS
STOCK32	M32 DIE STOCKS
STOCK108	1.1/2" DIE STOCKS

Dies

CODE:	DESCRIPTION:
DIE16	M16 DIES
DIE20	M20 DIES
DIE25	M25 DIES
DIE32	M32 DIES
DIE108	1.1/2" DIES

Guides

CODE:	DESCRIPTION:
GUIDE16	M16 GUIDES
GUIDE20	M20 GUIDES
GUIDE25	M25 GUIDES
GUIDE32	M32 GUIDES
GUIDE108	1.1/2" GUIDES

Complete Set - Stock Dies & Guides

CODE:	DESCRIPTION:
SET2025	M20/25 STOCK & DIE SETS
SET32	M32 STOCK & DIE SETS

C.S.C.T. TAPS



CODE:	DESCRIPTION:
HTB04	4BA
HTB02	2BA
HTM35	M3.5
HTM4	M4
HTM6	M6

HANDTAPS



CODE:	DESCRIPTION:
HT16	M16 CONDUIT HANDTAPS
HT20	M20 CONDUIT HANDTAPS
HT25	M25 CONDUIT HANDTAPS
HT32	M32 CONDUIT HANDTAPS

TAP WRENCHES



CODE:	DESCRIPTION:
TWBAR	SMALL BAR TYPE TAP WRENCHES

Suitable for 4BA, 2BA, M3.5 & M4

GALVAFROID PAINT



- Protects all Ferrous Metals
- Suitable as a primer or self-finish
- Prevents Rust Creep
- Easily applied by Brush or Roller

CODE:	DESCRIPTION:
GP400	GALVAFROID PAINT 400ML

'CONECUT' SHEET & TUBE DRILLS



CODE:	DESCRIPTION:
CC1	CC1 CONECUT DRILLS (6-20MM)
CC1A*	CC1A CONECUT DRILLS (9.5-22.5MM)
CC2*	CC2 CONECUT DRILLS (16-30.5MM)
CC3	CC3 CONECUT DRILLS (25-40MM)
CC25**	CC25 CONECUT DRILLS (16-25MM)

* Finishing diameters of sizes 1A and 2 are designed to produce the international standard hole sizes for fitting of pushbuttons and indicator lights.

** Cover 20mm + 25mm Conduit holes.

RETHREADERS



CODE:	DESCRIPTION:
HB11	HB11 M3.5 X 0.6MM RETHREADERS
HB12	HB12 M4 X 0.7MM RETHREADERS
HB22	HB22 2BA RETHREADERS
HB31	HB31 M20 X 1.5MM RETHREADERS
HB32	HB32 M25 X 1.5MM RETHREADERS
HBS1	HBS1 SET OF RETHREADERS

HANDBURR PIPE REAMER



CODE:	DESCRIPTION:
HB3	HB3 HANDBURR PIPE REAMER 10-34MM

HANDBURR TAPER REAMERS



CODE:	DESCRIPTION:
HB4	HB4 HANDBURR TAPER REAMERS 3-12MM
HB5	HB5 HANDBURR TAPER REAMERS 10-25MM

MULTICUTS



CODE:	DESCRIPTION:
MC1625	MC1625 MULTICUTS (16, 20 & 25MM)
MC1632	MC1632 MULTICUTS (16, 20, 25 & 32)

CUTTING COMPOUND



CODE:	DESCRIPTION:
TALLOW500	TALLOW 500GRAM CHUBBS (1/2LB)
TEMAX	TEMAXOL CUTTING COMPOUND



P.V.C. SLEEVING
For cable insulation
commercial grade




Colours available Black, Red, Yellow, Green/Yellow, Blue, Grey, Green, Brown. Other sizes available on request.

CODE:	DESCRIPTION:
ES15GY	1.5MM G/Y PVC SLEEVING
ES2BL	2MM BLACK PVC SLEEVING
ES2BLU	2MM BLUE PVC SLEEVING
ES2BR	2MM BROWN PVC SLEEVING
ES2GRN	2MM GREEN PVC SLEEVING
ES2GR	2MM GREY PVC SLEEVING
ES2GY	2MM G/Y PVC SLEEVING
ES2RE	2MM RED PVC SLEEVING
ES2YE	2MM YELLOW PVC SLEEVING
ES3BL	3MM BLACK PVC SLEEVING
ES3BLU	3MM BLUE PVC SLEEVING
ES3BR	3MM BROWN PVC SLEEVING
ES3GRN	3MM GREEN PVC SLEEVING
ES3GR	3MM GREY PVC SLEEVING
ES3GY	3MM G/Y PVC SLEEVING
ES3RE	3MM RED PVC SLEEVING
ES3YE	3MM YELLOW PVC SLEEVING
ES4BL	4MM BLACK PVC SLEEVING
ES4BLU	4MM BLUE PVC SLEEVING
ES4BR	4MM BROWN PVC SLEEVING
ES4GRN	4MM GREEN PVC SLEEVING
ES4GR	4MM GREY PVC SLEEVING
ES4GY	4MM G/Y PVC SLEEVING
ES4RE	4MM RED PVC SLEEVING
ES4YE	4MM YELLOW PVC SLEEVING
ES5BL	5MM BLACK PVC SLEEVING
ES5BLU	5MM BLUE PVC SLEEVING
ES5BR	5MM BROWN PVC SLEEVING
ES5GRN	5MM GREEN PVC SLEEVING
ES5GR	5MM GREY PVC SLEEVING
ES5GY	5MM G/Y PVC SLEEVING
ES5RE	5MM RED PVC SLEEVING
ES5YE	5MM YELLOW PVC SLEEVING
ES6BL	6MM BLACK PVC SLEEVING
ES6BLU	6MM BLUE PVC SLEEVING
ES6BR	6MM BROWN PVC SLEEVING
ES6GRN	6MM GREEN PVC SLEEVING
ES6GR	6MM GREY PVC SLEEVING
ES6GY	6MM G/Y PVC SLEEVING
ES6RE	6MM RED PVC SLEEVING
ES6YE	6MM YELLOW PVC SLEEVING
ES8BL	8MM BLACK PVC SLEEVING
ES8BLU	8MM BLUE PVC SLEEVING
ES8BR	8MM BROWN PVC SLEEVING
ES8GRN	8MM GREEN PVC SLEEVING
ES8GR	8MM GREY PVC SLEEVING
ES8GY	8MM G/Y PVC SLEEVING
ES8RE	8MM RED PVC SLEEVING
ES8YE	8MM YELLOW PVC SLEEVING
ES10BL	10MM BLACK PVC SLEEVING
ES10BLU	10MM BLUE PVC SLEEVING
ES10BR	10MM BROWN PVC SLEEVING
ES10GRN	10MM GREEN PVC SLEEVING
ES10GR	10MM GREY PVC SLEEVING
ES10GY	10MM G/Y PVC SLEEVING
ES10RE	10MM RED PVC SLEEVING
ES10YE	10MM YELLOW PVC SLEEVING

P.V.C. SLEEVING
100Mtr Drum

CODE:	DESCRIPTION:
ES2DRGY	2MM G/Y PVC SLEEVING
ES3DRBL	3MM BLACK PVC SLEEVING
ES3DRBLU	3MM BLUE PVC SLEEVING
ES3DRBR	3MM BROWN PVC SLEEVING
ES3DRGRN	3MM GREEN PVC SLEEVING
ES3DRGR	3MM GREY PVC SLEEVING
ES3DRGY	3MM G/Y PVC SLEEVING
ES3DRRE	3MM RED PVC SLEEVING
ES3DRYE	3MM YELLOW PVC SLEEVING
ES4DRBL	4MM BLACK PVC SLEEVING
ES4DRBLU	4MM BLUE PVC SLEEVING
ES4DRBR	4MM BROWN PVC SLEEVING
ES4DRGRN	4MM GREEN PVC SLEEVING
ES4DRGR	4MM GREY PVC SLEEVING
ES4DRGY	4MM G/Y PVC SLEEVING
ES4DRRE	4MM RED PVC SLEEVING
ES4DRYE	4MM YELLOW PVC SLEEVING

HEAT SHRINKABLE SLEEVING PACKS



An assortment of Standard Grade Heatshrink incorporating 4 colours - Grey, Black, Brown, Blue. Can be shrunk with hot air or naked flame.

CODE:	DESCRIPTION:
HST06	6MM STD GRADE HEATSHRINK TUBE
HST12	12MM STD GRADE HEATSHRINK TUBE
HST19	19MM STD GRADE HEATSHRINK TUBE
HST25	25MM STD GRADE HEATSHRINK TUBE
HST38	38MM STD GRADE HEATSHRINK TUBE

P.V.C. GROMMETS



CODE:	DESCRIPTION:
PVCG20OP	M20 OPEN GROMMETS PVC
PVCG25OP	M25 OPEN GROMMETS PVC
PVCG32OP	M32 OPEN GROMMETS PVC
PVCG20BL	M20 BLIND GROMMETS PVC
PVCG25BL	M25 BLIND GROMMETS PVC
PVCG32BL	M32 BLIND GROMMETS PVC

SUPER GROMMETS

CODE:	DESCRIPTION:
PVCG20OPS	M20 OPEN SUPER GROMMETS PVC
PVCG25OPS	M25 OPEN SUPER GROMMETS PVC
PVCG32OPS	M32 OPEN SUPER GROMMETS PVC
PVCG20BLS	M20 BLIND SUPER GROMMETS PVC
PVCG25BLS	M25 BLIND SUPER GROMMETS PVC
PVCG32BLS	M32 BLIND SUPER GROMMETS PVC



FLEXIFORM



A unique flexible grommet in natural coloured polythene supplied in 25 metre lengths which can be cut with knife or scissors to suit circular, oval or irregular shaped openings

- Flexiform can eliminate the need to stock standard grommets.
- Suitable for a range of panel thicknesses.

CODE:	For panel	Standard dim. mm		STD
	thickness	A	B	Pack
P51/AA	0.4-1.0	0.95	2.2	25 metres
P51/A	1.0-1.3	1.4	3.8	25 metres
P51/B	1.3-2.1	2.3	4.5	25 metres
P51/C	2.1-3.3	3.3	5.6	25 metres
P51/D	3.3-4.8	5.0	8.3	25 metres
P51/E	4.8-6.5	6.6	9.8	25 metres

BARRIER TAPE



Available in
Red/White Black/Yellow

CODE:	DESCRIPTION:
BTRW	70MM X 500MTS BARRIER TAPE
BTBY	70MM X 500MTRS BARRIER TAPE

P.V.C. ISULATION TAPE



- Colours available: Black, Red, Yellow, Blue, Green/Yellow, White, Brown, Grey.
- Flame retardent/self extinguishing to BS3924 & 3J10

CODE:	DESCRIPTION:
PVCT1920BL	19 X 20 BLACK PVC INSULATION
PVCT1920BLU	19 X 20 BLUE PVC INSULATION
PVCT1920BR	19 X 20 BROWN PVC INSULATION
PVCT1920GR	19 X 20 GREY PVC INSULATION
PVCT1920GY	19 X 20 G/Y PVC INSULATION
PVCT1920RE	19 X 20 RED PVC INSULATION
PVCT1920YE	19 X 20 YELLOW PVC INSULATION
PVCT1920WH	19 X 20 WHITE PVC INSULATION
PVCT1933BL	19 X 33 BLACK PVC INSULATION
PVCT1933BLU	19 X 33 BLUE PVC INSULATION
PVCT1933BR	19 X 33 BROWN PVC INSULATION
PVCT1933GR	19 X 33 GREY PVC INSULATION
PVCT1933GY	19 X 33 G/Y PVC INSULATION
PVCT1933RE	19 X 33 RED PVC INSULATION
PVCT1933YE	19 X 33 YELLOW PVC INSULATION
PVCT1933WH	19 X 33 WHITE PVC INSULATION

CAUTION CABLE BELOW TAPE



Hazard Warning Tape

CODE:	DESCRIPTION:
CBT	150MM X 365MTRS HAZARD WARNING

SELF-AMALGAMATING INSULATION TAPE



For insulation of joints and termination of high voltage power and distribution cables where high temperature are involved. Self-amalgamating tape based on Ethylene Propylene Rubber for jointing and repair of power and distribution cables. The tape amalgamates rapidly when applied under tension and provides an homogeneous wrapping. It is compatible with a wide range of rubber and plastic cable insulation. The interliner is easy to remove and the tape itself is non-tacky and easy to handle and apply.

CODE:	DESCRIPTION:
SAMT1910	19MM X 10 MTRS SELF AMALGAMATING



CATENARY WIRE (Galvanised mild steel)



Prices for Clear PVC and Colour Coated Catenary Wire Available on Request

CODE:	DESCRIPTION:
CW0230MTR	2MM O/D X 30MTR 7 STRANDED
CW0250MTR	2MM O/D X 50MTR 7 STRANDED
CW02100MTR	2MM O/D X 100MTR 7 STRANDED
CW0330MTR	3MM O/D X 30MTR 7 STRANDED
CW0350MTR	3MM O/D X 50MTR 7 STRANDED
CW03100MTR	3MM O/D X 100MTR 7 STRANDED
CW0430MTR	4MM O/D X 30MTR 7 STRANDED
CW0450MTR	4MM O/D X 50MTR 7 STRANDED
CW04100MTR	4MM O/D X 100MTR 7 STRANDED
CW0530MTR	5MM O/D X 30MTR 7 STRANDED
CW0550MTR	5MM O/D X 50MTR 7 STRANDED
CW05100MTR	5MM O/D X 100MTR 7 STRANDED
CW0630MTR	6MM O/D X 30MTR 7 STRANDED
CW0650MTR	6MM O/D X 50MTR 7 STRANDED
CW06100MTR	6MM O/D X 100MTR 7 STRANDED

STRAINERS WITH HOOK AND EYE (Galvanised steel)



CODE:	DESCRIPTION:
CWHE06100	6MM X 100MM HOOK & EYE
CWHE08110	8MM X 110MM HOOK & EYE
CWHE10120	10MM X 120MM HOOK & EYE
CWHE12120	12MM X 120MM HOOK & EYE
CWHE16120	16MM X 120MM HOOK & EYE

HIDE CABLE SUSPENDERS WITH EYELET AND WIRE HOOK



CODE:	DESCRIPTION:
CWHS012600	6" X 3/4" HIDE CABLE SUSPENDER
CWHS012700	7" X 3/4" HIDE CABLE SUSPENDER
CWHS012800	8" X 3/4" HIDE CABLE SUSPENDER
CWHS100900	9" X 1" HIDE CABLE SUSPENDER
CWHS1001000	10" X 1" HIDE CABLE SUSPENDER
CWHS2001200	12" X 2" HIDE CABLE SUSPENDER

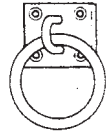
GRIPS (D CLAMPS) GALVANISED



CODE:	DESCRIPTION:
CWDCL03	Fit up to: 3MM D CLAMPS GALV.
CWDCL05	Fit up to: 5MM D CLAMPS GALV.
CWDCL06	Fit up to: 6MM D CLAMPS GALV.
CWDCL08	Fit up to: 8MM D CLAMPS GALV.

THIMBLES (EYELETS) GALVANISED MILD STEEL

CODE:	DESCRIPTION:
CWTHIM04	Fit up to: 4MM THIMBLES (EYELETS) GALV.
CWTHIM06	Fit up to: 6MM THIMBLES (EYELETS) GALV.
CWTHIM08	Fit up to: 8MM THIMBLES (EYELETS) GALV.



WALL RING PLATES

CODE:	DESCRIPTION:
CWRP	WALL RING PLATES GALV.

EYE BOLTS



CODE:	DESCRIPTION:
CWEB	M8 X 6" EYEBOLTS C/W WASHER & NUT

HOOK ON PLATE

CODE:	DESCRIPTION:
CWHP	50MM X 50MM SQUARE PLATE C/W 8mm HOOK

CATENARY WIRE KIT

CODE:	DESCRIPTION:
CWKIT	3MM X 30MTR CATENARY WIRE KIT

- 1 x 30Mtr 3mm catenary wire, 4 x 'D' Clamps.
- 1 x 6mm Strainer, 2 x 4mm Thimbles
- 1 x wall ring plate, 1 x wall hook plate



DRAW-IN TAPES



CODE:	DESCRIPTION:
DTS10MTR	3MM X 10MTR STEEL DRAW TAPES
DTS20MTR	3MM X 20MTR STEEL DRAW TAPES
DTS30MTR	3MM X 30MTR STEEL DRAW TAPES
DTN10MTR	3MM X 10MTR NYLON DRAW TAPES
DTN20MTR	3MM X 20MTR NYLON DRAW TAPES
DTN30MTR	3MM X 30MTR NYLON DRAW TAPES

MAIN NEON TESTERS



CODE:	DESCRIPTION:
NT140	NEON TESTER 140MM(SCREWDRIVER)
NT190	NEON TESTER 190MM(SCREWDRIVER)

NON SLIP SPANNERS



CODE:	DESCRIPTION:
BKS	M20/M25 BUSH SPANNER

JUNIOR HACKSAWS



CODE:	DESCRIPTION:
JHF	JUNIOR HACKSAW FRAME 6" x 2"
JHB	JUNIOR HACKSAW BLADES 6"
JHB24	12" HACKSAW BLADES 24TPI
JHB32	12" HACKSAW BLADES 32TPI

MONKEY PUZZLES

CODE:	DESCRIPTION:
MONKEYPUZZLES	MONKEY PUZZLES (WELSH HATS)

PLASTERBOARD SPEED PLUG CAVITY FIXING



CODE:	DESCRIPTION:
MSP420	6S-10S METAL PLASTERBOARD
NSP421	6S-10S NYLON PLASTERBOARD



Adjustable Pneumatic Time Delay Switches

The easy to use, easy to fit switch that turns off automatically with an adjustable time delay

Features

- Approved to BS EN 60730-2-7 • No Neutral required
- Adjustable timing range between 10 secs and 10 mins
- Compatible with 20mm Single Gang Backplate
- Can replace existing Single Gang Wall Switch

TS40

TS40 Series offers a wide variety of options for either installations or replacement of existing Single Gang Switches

CODE	Description	Options	Rating		Voltage	Requires Neutral
			Inc	Flu		
TS40	Push Button Timer	SPCO	6A	3A	240V	No
TS41	Push Button Timer	SPCO C/W NEON	6A	3A	240V	No
TS42	Push Button Timer	DPCO	6A	3A	240V	No
TS43	Push Button Timer	DPCO C/W NEON	6A	3A	240V	No



TS40

Time Lag Switches

KH1 & KH2

Time lag switches are a quick and effective way to reduce energy consumption for lighting applications. Pressing the button or touch pad brings the lights on; the lights will then switch off automatically after a time period has elapsed. Our range of time lag switches do not require a neutral connection, therefore they can easily replace an existing light switch. The duration of the time delay is set by a thumbwheel on the reverse of the unit.

The KH1 Button Time Lag Switch is a stylish replacement for an existing Light Switch. The KH1 has the additional feature of being able to use Slave button switches to allow one timer to be controlled from a number of locations. The KH2 Time Lag Switch operated by pressing the tamperproof touch sensitive pad on the front of the switch, this product is ideally suited to areas where vandalism may occur.

Applications

- Stairwells • Store Cupboards • Meeting Rooms • Corridors
- Entrance Lobbies Suitable for new or retro-fit applications

CODE:	Description	Load Rating at 230VAC			Time Delay
		Incandescent	Fluorescent	Comp Fluorescent	
KH1	Push Button Electronic				
	Time Lag Switch	10A	6A	3A	10 sec - 20 mins
KH2	Touch Activated				
	Electronic Lag Switch	10A	6A	3A	10 sec - 20 mins



KH1



KH2

Multi Range Timers

Applications

- Lighting Control • Pump Overrun • Ventilation Control
- Heating Boost • External Control (weatherproof version)

Multi Range Timers are ideal for any application that requires an appliance to be switched on for a specific period of time. For example, to provide a 2 hour burst of heating or to run a fan on for 10 minutes. Available with different actuators, multi range timers have the flexibility to be used in a wide variety of environments. The powerful relay output makes the timer suitable for the control of loads from fluorescent lighting up to a 3KW heating load. All the products have adjustable time ranges. The multi range timers have a selectable on/off mode which can be set at installation; in this mode pressing the actuator during timing turns the timer off.

CODE:	Description	Load Rating at 230VAC			Time Delay
		Resistive Incandescent	Fluorescent	Comp Flu	
MRT16REM	Remote Activated				
	Timer	16A	10A	6A	3A
MRT16PB	Push Button				
	Timer	16A	10A	6A	3A
MRT16WPTN	Remote Activated				
	Weatherproof Timer	16A	10A	6A	3A



MRT16-REM



MRT16-PB



MRT16-WP/TN

When good enough just isn't good enough

Weidmüller **DYSON**

Voltage testers

Combi Check 1.3

Step type voltage tester displays AC and DC voltages for 6-690 V. Is also capable of phase testing and has illuminated testing probes

CODE: DESCRIPTION:

CCHK13 COMBI CHECK 1.3 - 2MM PROBE

Multi Check 5.2

The large backlit three-character display is easy to read, even in poor light. Measuring in inaccessible places is no problem with the HOLD button, which allows you to "freeze" the display. This high precision instrument is capable of continuity and phase testing in addition to measuring AC and DC voltages up to 500 V.

CODE: DESCRIPTION:

MUCH52 MULTI CHECK 5.2

Master Check 3.2

A voltage tester with an LED scale which displays all standard domestic voltage ranges. Voltages exceeding 50 V AC or 120 V DC can also be checked without the battery. Further features of the Master Check 3.2 include polarity display, continuity testing, single-handed operation and automatic battery monitoring.

CODE: DESCRIPTION:

MACH32 MASTER CHECK 3.2

Digi Check 3.2

A two-pole microprocessor-controlled voltage tester with an easy-to-read four-character LCD display. Wide measuring range from 5 V to 690 V. In addition, the Digi Check 3.2 allows you to check continuity and semiconductors. When measuring in difficult-to-reach places, you can "freeze" the display using the HOLD button.

CODE: DESCRIPTION:

DCHK32 DIGI CHECK 3.2

Digi Check 5.2

The possibilities offered by this high-precision digital measuring instrument go way beyond the features of straightforward voltage testers. With the Digi Check 5.2 you can also measure voltage, resistance and capacitance. It also enables you to check frequency and phase sequence. Further features include a four-character LCD display, automatic on/off, HOLD function and LOAD button.

CODE: DESCRIPTION:

DCHK52 DIGI CHECK 5.2

Volt Check 3

The Volt Check 3 is a PTC-regulated electronic voltage tester offering high performance in a small, handy format. A versatile tester for working on electric installations and testing for zero circuits. For AC and DC voltages from 6 to 400 V.

CODE: DESCRIPTION:

VCHK3 VOLT CHECK 3





IRWIN **hilmor**

Bending Machines and Accessories

Conduit Bending Machines

CODE:	DESCRIPTION:	IRWIN REF:
EL25	EL25 CONDUIT BENDING MACHINE	(T090700B)
EL32	EL32 CONDUIT BENDING MACHINE	(T113100)
CB	CONDUBEND CONDUIT BENDING	(T702025)



EL25



EL32

Bending Machine Spare parts for EL25/EL32

CODE:	DESCRIPTION:	IRWIN REF:
ELSB	STOP BAR	(T090751)
ELSP	SAFETY PIN & CHAIN	(T090757)
ELGR	GROOVED ROLLER	(T102010)
ELCP	CENTRE PIN	(T120422)
ELRP	ROLLER PIN	(T120465)
ELPV	PIPE VICE	(T400300)
ELTP	TERRY RETAINING PINS (Pack of 5)	(T529827)
ELTS	TUBE STOP	(T620103)
ELPVJ	PIPE VICE JAWS (Pack of 3)	(T661053)
EL20F	M20 FORMER	(T563082)
EL25F	M25 FORMER	(T563084)
EL32F	M32 FORMER	(T563252)
EL20G	M20 GUIDE	(T562521)
EL25G	M25 GUIDE	(T562523)



Roller Pin



Pipe Vice



Pipe Vice Jaws



Former



Grooved Roller



Tube Stop

Condubend Spare Parts

CODE:	DESCRIPTION:	IRWIN REF:
CBPV	PIPE VICE FOR CONDUBEND	(T400300)
CBLB	LEG BOLT, WASHERS & SPACERS	(T660080)
CBCP	CENTRE PIN & CIRCLIPS	(T660084)
CB2025F	M20/25 FORMER FOR CONDUBEND	(T700024)
CBSP	SET & SAFETY PIN ASSEMBLY	(T700027)
CBHA	HOOK ASSEMBLY FOR CONDUBEND	(T700032)



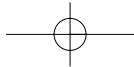
Condubend

Plastic Pipe Cutters

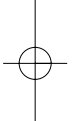
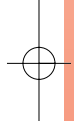
CODE:	DESCRIPTION:	IRWIN REF:
PPC26	26MM PLASTIC PIPE CUTTERS	(T850026)



Plastic Pipe Cutters



GEWISS





IEC 60309 Range Sockets & Outlets

IP44 Industrial Plugs & Sockets

Part No.	Description	Voltage
GW60001	16 amp 2P+E Plug	110V
GW60004	16 amp 2P+E Plug	230V
GW60008	16 amp 3P+E Plug	400V
GW60009	16 amp 3P+N+E Plug	400V
GW60012	32 amp 2P+E Plug	110V
GW60015	32 amp 2P+E Plug	230V
GW60019	32 amp 3P+E Plug	400V
GW60020	32 amp 3P+N+E Plug	400V
GW62001	16 amp 2P+E Socket	110V
GW62004	16 amp 2P+E Socket	230V
GW62008	16 amp 3P+E Socket	400V
GW62009	16 amp 3P+N+E Socket	400V
GW62012	32 amp 2P+E Socket	110V
GW62015	32 amp 2P+E Socket	230V
GW62019	32 amp 3P+E Socket	400V
GW62020	32 amp 3P+N+E Socket	400V



IP44 Wall Mounting 90° Angled Appliance Inlets

Part No.	Description	Voltage
GW60404	16 amp 2P+E	230V
GW60415	32 amp 2P+E	230V



IP67 Wall Mounting 90° Angled Appliance Inlets

Part No.	Description	Voltage
GW61448	63 amp 2P+E	230V
GW61452	63 amp 3P+E	400V
GW61453	63 amp 3P+N+E	400V



IP67 Industrial Plugs

Part No.	Description	Voltage
GW60023	16 amp 2P+E Plugs	110V
GW60026	16 amp 2P+E Plugs	230V
GW60030	16 amp 3P+E Plugs	400V
GW60031	16 amp 3P+N+E Plugs	400V
GW60037	32 amp 2P+E Plugs	230V
GW60041	32 amp 3P+E Plugs	400V
GW60042	32 amp 3P+N+E Plugs	400V
GW61048	63 amp 2P+E Plugs	230V
GW61052	63 amp 3P+E Plugs	400V
GW61053	63 amp 3P+N+E Plugs	400V
GW60060	125 amp 3P+E Plugs	400V
GW60061	125 amp 3P+N+E Plugs	400V





IEC 60309 Range Sockets & Outlets

IP67 Industrial Sockets

Part No.	Description	Voltage
GW62023	16 amp 2P+E Socket	110V
GW62026	16 amp 2P+E Socket	230V
GW62030	16 amp 3P+E Socket	400V
GW62031	16 amp 3P+N+E Socket	400V
GW62037	32 amp 2P+E Socket	230V
GW62041	32 amp 3P+E Socket	400V
GW62042	32 amp 3P+N+E Socket	400V
GW63048	63 amp 2P+E Socket	230V
GW63052	63 amp 3P+E Socket	400V
GW63053	63 amp 3P+N+E Socket	400V
GW62060	125 amp 3P+E Socket	400V
GW62061	125 amp 3P+N+E Socket	400V



IP44 Low Voltage Wall Mounting - Socket Outlets

Part No.	Description	Voltage
GW62401	16 amp 2P+E 10°	110V
GW62404	16 amp 2P+E 10°	230V
GW62408	16 amp 3P+E 10°	400V
GW62409	16 amp 3P+N+E 10°	400V
GW62412	32 amp 2P+E 10°	110V
GW62415	32 amp 2P+E 10°	230V
GW62419	32 amp 3P+E 10°	400V
GW62420	32 amp 3P+N+E 10°	400V
GW62474	16 amp 2P+E 90°	110V
GW62477	16 amp 2P+E 90°	230V
GW62481	16 amp 3P+E 90°	400V
GW62482	16 amp 3P+N+E 90°	400V
GW62485	32 amp 2P+E 90°	110V
GW62488	32 amp 2P+E 90°	230V
GW62492	32 amp 3P+E 90°	400V
GW62493	32 amp 3P+N+E 90°	400V



10° Angled Socket



90° Angled Socket

IP67 Low Voltage Watertight Wall Mounting Angled Socket

Part No.	Description	Voltage
GW62426	16 amp 2P+E 10°	230V
GW62441	32 amp 3P+E 10°	400V
GW62442	32 amp 3P+N+E 10°	400V
GW63448	63 amp 2P+E 10°	230V
GW63452	63 amp 3P+E 10°	400V
GW63453	63 amp 3P+N +E 10°	400V
GW62499	16 amp 2P+E 90°	230V
GW62515	32 amp 3P+E 90°	400V
GW62516	32 amp 3P+N+E 90°	400V
GW63522	63 amp 2P+E 90°	230V
GW63526	63 amp 3P+E 90°	400V
GW63527	63 amp 3P+N +E 90°	400V



10° Angled Surface Mounting



90° Angled Surface Mounting



Conversion Adaptors IP44 Plug/Socket outlets for Domestic use

Part No.	Description	Voltage
GW64204	16 amp 2P+E	230V



IP67 Watertight Socket-outlet with plug

Part No.	Description	Voltage
GW64008	16 amp 2P+E Two Outlet	110V
GW64010	16 amp 2P+E Two Outlet	230V
GW64022	16 amp 2P+E Three Outlet	110V
GW64024	16 amp 2P+E Three Outlet	230V
GW64068	32 amp 3P+E Three Outlet	400V

Two Outlet & plug



Three Outlet & plug



IB Range Interlocked socket outlets - IP44

Part No.	Description	Voltage
GW66001	16 amp 2P+E Horizontal	110V
GW66004	16 amp 2P+E Horizontal	230V
GW66008	16 amp 3P+E Horizontal	400V
GW66009	16 amp 3P+N +E Horizontal	400V
GW66015	32 amp 2P+E Horizontal	230V
GW66019	32 amp 3P+E Horizontal	400V
GW66020	32 amp 3P+N+E Horizontal	400V



IB Range Interlocked socket outlets - IP67

Part No.	Description	Voltage
GW66204N	16 amp 2P+E Vertical	230V
GW66208N	16 amp 3P+E Vertical	400V
GW66209N	16 amp 3P+N +E Vertical	400V
GW66215N	32 amp 2P+E Vertical	230V
GW66219N	32 amp 3P+E Vertical	400V
GW66220N	32 amp 3P+N+E Vertical	400V



Vertical Interlocked Socket Outlets for mounting modular devices - IP66

Part No.	Description	Voltage
GW66974	16 amp 2P+E	110V
GW66977	16 amp 2P+E	230V
GW66981	16 amp 3P+E	400V
GW66982	16 amp 3P+N+E	400V
GW66988	32 amp 2P+E	230V
GW66992	32 amp 3P+E	400V
GW66993	32 amp 3P+N+E	400V
GW66869	63 amp 2P+E	230V
GW66873	63 amp 3P+E	400V
GW66874	63 amp 3P+N+E	400V



Flush Mounting Panel Sockets Outlets IP44

Part No.	Description	Voltage
GW62201	16 amp 2P+E	110V
GW62205	16 amp 2P+E	230V



Flush Mounting Panel Sockets Outlets IP67

Part No.	Description	Voltage
GW62224	16 amp 2P+E	110V
GW62227	16 amp 2P+E	230V





Q-Din 5 *Distribution boards for fixed and portable installations IP65*

Cat No.	Dimensions LxHxD	No Flanges	No Modules
GW68017N	258 x 105 x 96	1	5
GW68018N	337 x 105 x 96	2	5
GW68001N	430 x 105 x 96	3	5



44 CE Range *Junction boxes with cable glands IP44*

Cat No.	Description
GW44001	Ø 65 x 35
GW44002	Ø 80 x 40
GW44003	80 x 80 x 40
GW44004	100 x 100 x 50 Stainless Steel Screws
GW44005	120 x 80 x 50 Stainless Steel Screws
GW44006	150 x 110 x 70 Stainless Steel Screws
GW44007	190 x 140 x 70 Insulated Screws, Hinged
GW44008	240 x 190 x 90 Insulated Screws, Hinged
GW44009	300 x 220 x 120 Insulated Screws, Hinged
GW44010	380 x 300 x 120 Insulated Screws, Hinged
GW44011	460 x 380 x 120 Insulated Screws, Hinged



44 CE Range Junction boxes plain sided

Cat No.	Description
GW44204	100 x 100 x 50
GW44205	120 x 80 x 50
GW44206	150 x 110 x 70
GW44207	190 x 140 x 70
GW44208	240 x 190 x 90
GW44209	300 x 220 x 120
GW44210	380 x 300 x 120
GW44211	460 x 380 x 120
GW44214	100 x 100 x 120
GW44215	120 x 80x 120
GW44216	150 x 110 x 140
GW44217	190 x 140 x 140
GW44218	240 x 190 x 160
GW44219	300 x 220 x 180
GW44220	380 x 300 x 180
GW44221	460 x 380 x 180



44 CE Range *Boxes with smooth walls for electrical & electronic components IP56*

Cat No.	Description
GW44404	100 x 100 x 50
GW44406	150 x 110 x 70
GW44408	240 x 190 x 90
GW44409	300 x 220 x 120
GW44426	150 x 110 x 70 Transparent Cover
GW44427	190 x 140 x 70 Transparent Cover
GW44428	240 x 190 x 90 Transparent Cover
GW44430	380 x 300 x 120 Transparent Cover





Complementary Items for Watertight Boxes

44 CE Range *Galvanized metal back-mounting Plates with self-tapping fixing screws*

Part No.	Description
GW44615	190 x 140
GW44616	240 x 190
GW44617	300 x 220
GW44618	380 x 300



40 CDK Range

Modules enclosures with provision to House terminal blocks - Clear doors IP65

Part No.	No Modules EN 50 022 (17.5 mm)	External Dimensions L x H x D mm	Terminal blocks accepted
GW40101	4	143 x 210 x 100	
GW40102	8	215 x 210 x 100	GW40401
GW40103	12	298 x 260 x 140	GW40402



40 CD Range *Insulated Neutral and Earth Terminal Blocks*

Part No.	Terminal Blocks N (mm ²)	Terminal Blocks E (mm ²)
GW40401	(1 x 25) + (7 x 10)	(1 x 25) + (7 x 10)
GW40402	(3 x 25) + (10 x 10)	(3 x 25) + (10 x 10)



40 CD Watertight Enclosures IP55

Part No.	No Modules	External Dimensions L x H x D mm	Terminal blocks accepted
GW40001	4	105 x 170 x 98	
GW40003	8	180 x 180 x 98	GW40401
GW40005	12	250 x 250 x 135	GW40402



70 RT Range *Wall mounting rotary control Switches IP65*

Part No.	Dimensions	No Poles	Nominal Current (A)
GW70401	Black Knob 114 x 114 x 71.5	2	16
GW70402	Black Knob 114 x 114 x 71.5	3	16
GW70403	Black Knob 114 x 114 x 71.5	4	16
GW70404	Black Knob 114 x 114 x 71.5	2	32
GW70405	Black Knob 114 x 114 x 71.5	3	32
GW70406	Black Knob 114 x 114 x 71.5	4	32
GW70408	Black Knob 170 x 170 x 96	4	63
GW70431	Red Knob 114 x 114 x 71.5	2	16
GW70432	Red Knob 114 x 114 x 71.5	3	16
GW70433	Red Knob 114 x 114 x 71.5	4	16
GW70434	Red Knob 114 x 114 x 71.5	2	32
GW70435	Red Knob 114 x 114 x 71.5	3	32
GW70436	Red Knob 114 x 114 x 71.5	4	32
GW70437	Red Knob 170 x 170 x 96	3	63
GW70438	Red Knob 170 x 170 x 96	4	63



**Emergency Version,
Red padlockable knob
on yellow flange**



27 External Range *Watertight control devices 10A and 16A - 250v*

Part No.	Description
GW27831	10 A Single Pole one way switch 66 x 82 x 65 mm
GW27832	16 A Double Pole one way switch 66 x 82 x 65 mm
GW27833	10 A Two way switch 66 x 82 x 65 mm
GW27834	10 A Two way switch + Two way switch 66 x 82 x 65 mm
UK00408	IP 55 13 A 1-Gang Switch Socket
GW27843	Socket Outlet 2P+E 13 Amp 66 x 82 x 65



27 Combi Range *Protected unwired enclosures for fixed or movable applications - IP40*

Part No.	Description
GW27001	1 Gang
GW27002	2 Gang
GW27003	3 Gang
GW27004	4 Gang



27 Combi Range *Unwired watertight enclosures for fixed or movable applications - IP55*

Part No.	Description
GW27041	1 Gang
GW27042	2 Gang
GW27043	3 Gang
GW27044	4 Gang



27 Combi Range *Unwired watertight enclosures for fixed or movable applications - IP55 vertical multiple configurations*

Part No.	Description
GW27051	8 Gang
GW27052	12 Gang



52 PG Range *Shockproof polymer cable glands IP66*

Part No.	For cable diameter		PG	Mounting Hole Diameter (mm)
	Min (mm)	Max (mm)		
GW52001	3	6	7	12.5
GW52002	5	8	9	16
GW52003	7	10.5	11	19
GW52004	9	12.5	13.5	20
GW52005	13	16	16	23
GW52006	8	10	21	29
	17	20		
GW52007	13.5	15	29	37
	21	26		
GW52008	17	20	36	48
	30	34		



50 AC Range *Flexible polymer stepped Glands IP55*

Part No	For External conduits (mm)	Mounting Hole diameter (mm)
GW50428	16	19
GW50429	20	23
GW50430	25	29
GW50431	32	37





Control Devices Switches 250V

Part No.	Description	Type
GW20571	1P - 16AX	General
GW20572	1P - 16AX	Luminous 230V ~ (0.4W)
GW20583	1P - 16AX	luminable
GW20503	2P - 16AX	General
GW20504	2P - 16AX	Luminous 230V ~ (0.4W)
GW20584	2P - 16AX	luminable
GW20005	2P - 10AX	With Key



Two way switches 250V

Part No.	Description	Type
GW20576	1P - 16AX	General
GW20577	1P - 16AX	Luminous 230V ~ (0.4W)
GW20588	1P - 16AX	luminable
GW20008	1P - 16AX	With Key



Intermediate Switch 250V

Part No.	Description	Type
GW20579	1P - 16AX	General

Push Buttons 250V

Part No.	Description	Type	Symbol
GW20510	1P NO - 10A	General	
GW20511	1P NO - 10A	With Symbol	Key
GW20512	1P NO - 10A	With Symbol	Bell
GW20513	1P NO - 10A	With Symbol	Lights
GW20514	1P NO - 10A	With Symbol	Stairs
GW20515	1P NO - 10A	Luminous 230V ~ (0.4W)	
GW20516	1P NO - 10A	Luminous 12/24V ~ (0.8W)	
GW20529	1P NO - 10A	Illuminable	
GW20519	1P NC - 10A	General	Circle



Three way Switch 250V

Part No.	Description	Symbol
GW20559	1P - 10AX	Up-down



Blanking Modules and Outlet

Part No.	Description
GW20056	1 gang
GW20073	2 gang
GW20058	For cable Ø 4 and Ø 8 mm 1 gang with outlet





PowerBreaker

RCD Unswitched 13A Sockets

PRODUCT CODE	Description
H22WPSA-C	Twin Socket White
H22MPA-C	Twin Socket Metal Clad - including metal back box

Fused RCD Spur Units

PRODUCT CODE	Description
H92WPA-C	White
H92MPA-C	Metal Clad - including metal back box
H92IP-X	IP67 Weatherproof (H92WP-C in enclosure)

RCD Switched 13A Sockets

PRODUCT CODE	Description
K21WPA-C	Single Socket White (single width)
K22WPA-C	Twin Socket White
K21MPA-C	Single socket metal clad (Single Width) incl metal back box
K22MPA-C	Twin socket metal clad - including metal back box

RCD Adaptor (electrically latched)

PRODUCT CODE	Description
JO2-C	Adaptor 40mS trip speed

RCD Plug

PRODUCT CODE	Description
J72G-C	Plug

Waterproof Cable Connectors

PRODUCT CODE	Description
H65Z-C	IP67 weather proof Max dia. 12.5mm



H22WPSA-C



H22MPA-C



WN22MP-C



H92WPA-C



H92IP-X



WN93MN-C



K21WPA-C



K22WPA-C



K21MPA-C



K22MPA-C



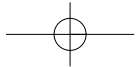
JO2-C



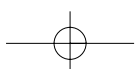
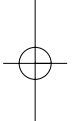
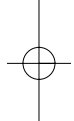
J72G-C

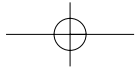


H65Z-C



Notes





Notes

